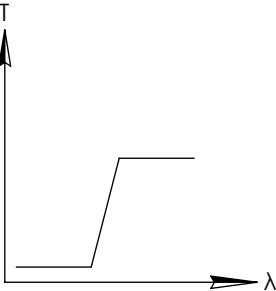
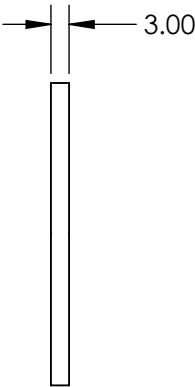
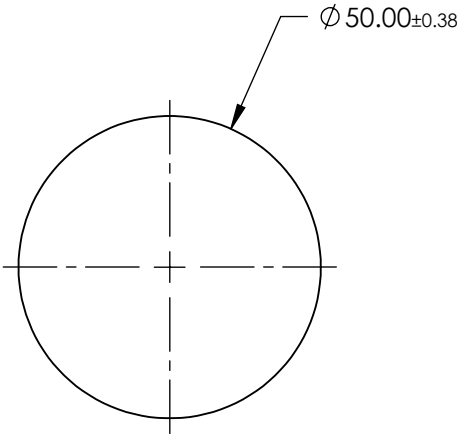
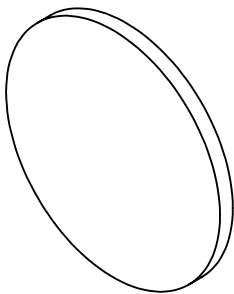


**FOR INFORMATION ONLY:  
DO NOT MANUFACTURE  
PARTS TO THIS DRAWING**



LONGPASS FILTER

SPECIFICATIONS SUBJECT TO CHANGE WITHOUT NOTICE  
DIMENSIONS ARE FOR REFERENCE ONLY

REV. A	VALUE
SHAPE	PLANO
SPECTRAL TRANSMITTANCE $\tau_p(\%)$	96
PASSBAND LIMIT $\lambda_p$ (nm)	780
CUT-OFF POSITION $\lambda_c$ (nm)	695±6
STOPBAND LIMIT $\lambda_s$ (nm)	610
WAVELENGTH	VIS
BEVEL	PROTECTIVE AS NEEDED

**Edmund Optics®**



ALL DIMS IN

mm

TITLE

Ø50mm, SCHOTT RG-695 LONGPASS FILTER

DWG NO

66100

SHEET  
1 OF 1