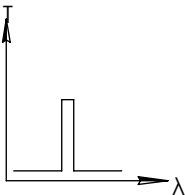
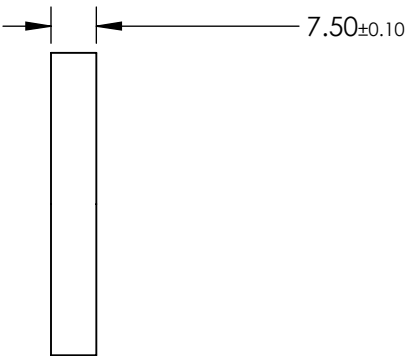
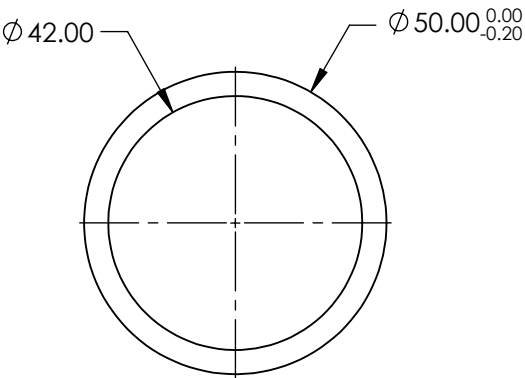
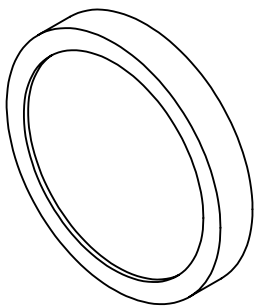


**FOR INFORMATION ONLY:  
DO NOT MANUFACTURE  
PARTS TO THIS DRAWING**



BANDPASS FILTER

	VALUE
OPTICAL DENSITY	≥3.0
CENTER WAVELENGTH (CWL)	700 ±15 nm
FULL WIDTH HALF MAX (FWHM)	80 ±25 nm
MINIMUM TRANSMISSION	≥60 %
BLOCKING	200 - 1200nm
SURFACE QUALITY	80-50
CONSTRUCTION	MOUNTED IN BLACK ANODIZED RING
COATING TYPE	TRADITIONAL COATED

SPECIFICATIONS SUBJECT TO CHANGE WITHOUT NOTICE  
DIMENSIONS ARE FOR REFERENCE ONLY



THIRD ANGLE PROJECTION		TITLE	Ø50mm, 700nm x 80nm, MOUNTED BANDPASS FILTER	
ALL DIMS IN	mm	DWG NO	87194	SHEET 1 OF 1