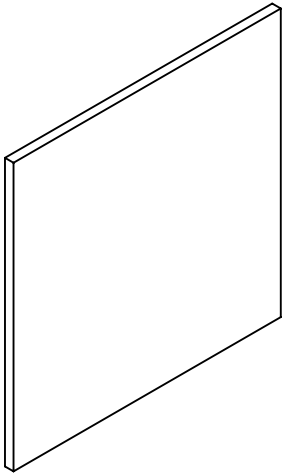
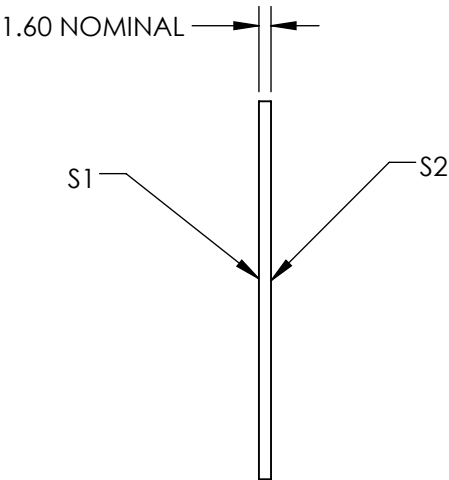
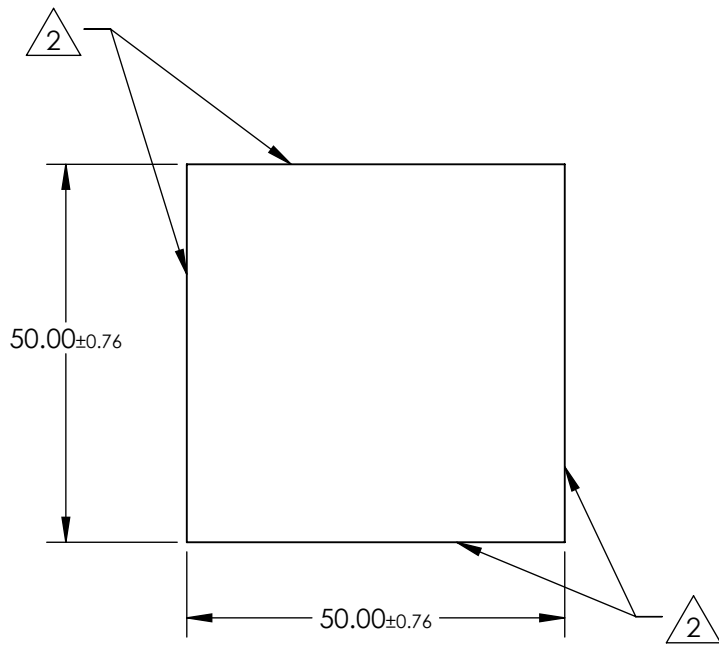


- NOTES:
- 1. SUBSTRATE:
FLOAT GLASS
 - 2 EDGES SEAMED
 - 3. RoHS COMPLIANT



***FOR INFORMATION ONLY:
DO NOT MANUFACTURE
PARTS TO THIS DRAWING***

SPECIFICATIONS SUBJECT TO CHANGE WITHOUT NOTICE
DIMENSIONS ARE FOR REFERENCE ONLY

EO® Edmund Optics®

| | | | | | | | |
|------------------|----------------------|----------------------|---------------------------|--|--------|-------------------------------|-----------------|
| | S1 | S2 | THIRD ANGLE PROJECTION | | TITLE | GROUND GLASS 50MM SQ 600 GRIT | |
| SHAPE | PLANO | PLANO | | | | | |
| WAVELENGTH RANGE | 350 - 2000nm | 350 - 2000nm | ALL DIMS IN | | DWG NO | 38789 | SHEET 1 OF 1 |
| BEVEL | PROTECTIVE AS NEEDED | PROTECTIVE AS NEEDED | | | | | |

