

[See all 22 Products in Family](#)

## TECHSPEC® 12mm f/5.6, 1000mm-∞ Primary WD, HRr Series Fixed Focal Length Lens



12mm, 1000-∞ Primary WD, HPr Series Fixed Focal Length Lens



Stock #36-857 **CLEARANCE** 3 In Stock

⊖ 1 ⊕ €705<sup>00</sup>

**ADD TO CART**

### Volume Pricing

Qty 1+	€705,00 each
Need More?	<a href="#">Request Quote</a>

ⓘ Prices shown are exclusive of VAT/local taxes

### Product Downloads

### General

HRr Series **Product Family:**

Fixed Focal Length Lens **Type:**

### Physical & Mechanical Properties

**Iris Option:**

Fixed	
39.20	Length (mm):
33	Maximum Diameter (mm):
33	Outer Diameter (mm):
77	Weight (g):
1.63	Maximum Rear Protrusion (mm):

## Optical Properties

90.2mm - 42.0°	Horizontal Field of View @ Max Sensor Format:
Horizontal: 90.1mm - 42° Vertical: 66.8mm - 31.9° Diagonal: 114.2mm - 51.8°	Field of View at Max Sensor Format:
90.2mm - 42.0°	Horizontal Field of View, 2/3" Sensor:
73.1mm - 34.7°	Horizontal Field of View, 1/1.8" Sensor:
64.8mm - 30.9°	Horizontal Field of View, 1/2" Sensor:
58.6mm - 28.1°	Horizontal Field of View, 1/2.5" Sensor:
48.3mm - 23.3°	Horizontal Field of View, 1/3" Sensor:
36.1mm - 17.5°	Horizontal Field of View, 1/4" Sensor:
11.00	Maximum Image Circle (mm):
0.0087	Numerical Aperture NA, Object Side:
10 (6)	Number of Elements (Groups):
12.00	Focal Length FL (mm):
100 - ∞	Working Distance (mm):
f/5.6	Aperture (f/#):
425 - 675nm BBAR	Coating:
425 - 675nm BBAR	Coating Specification:
17.6	Entrance Pupil Position (mm):
26.32	Object Space Principal Plane (mm):
2.81	Image Space Principal Plane (mm):
-3.28	Maximum Distortion (%):
-31.25	Exit Pupil Position (mm):
1000 - ∞	Optimized Working Distance (mm):
VIS	Lens Wavelength Range:

## Sensor

2/3"	Maximum Sensor Format:
1.85	Pixel Size (µm):

## Threading & Mounting

M30.5 x 0.50 (Female)	Filter Thread:
C-Mount	Mount:

## Environmental & Durability Factors

Storage Temperature (°C):

-20 to +60

Type of Ruggedization:

Stabilized (Robust Mechanics for Shock and Vibration)

## Regulatory Compliance

RoHS 2015:

Compliant

Reach 209:

Compliant

Certificate of Conformance:

[View](#)

## Product Details

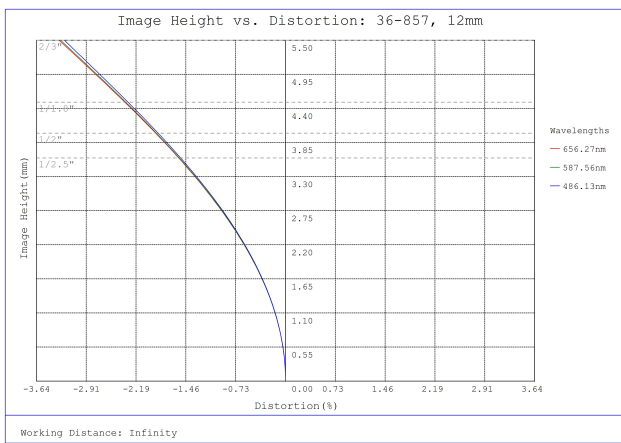
- 2/3", C-Mount Lens
- Up to 10 MegaPixels, 1.85µm Pixel Size Sensors
- Ruggedized (HRr) Designs (50g Shock) of our HR Series Lens with Individual Optics Glued in Place
- 8.5mm to 12mm Focal Length
- [Instrumentation \(HRi\) Versions](#) Also Available

TECHSPEC® HRr Series Fixed Focal Length Lenses are designed with a high level of machine vision performance in mind and provide stabilized ruggedization with all individual lens elements glued in place to reduce pixel shift. They are available in multiple options for each focal length to accommodate a variety of optimized working distance ranges. Additionally, the stainless steel locking C-Mount clamp and simplified focus provide added robustness. TECHSPEC HRr Series Fixed Focal Length Lenses are exemplary for calibrated imaging systems such as measurement and gauging, 3D stereo vision, robotics and sensing, autonomous vehicles, and object tracking. Call for OEM Quantity Pricing.

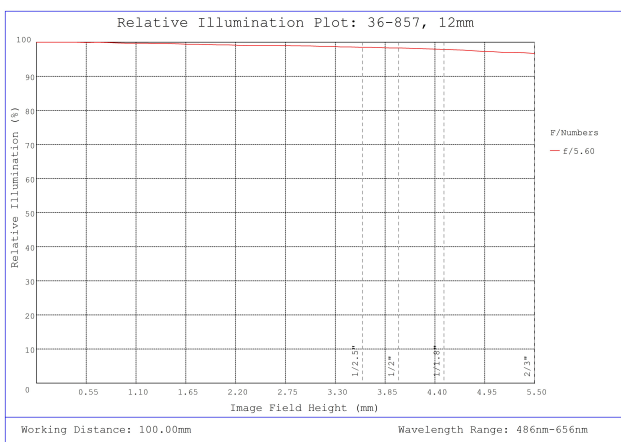
Edmund Optics has created a family of high performance optical designs (the HR Series family) and developed three customized optomechanical solutions targeted for specific applications. These lens sub-families utilize the same optics as the HR Series lenses providing the same optical performance in a variety of optomechanical solutions to meet your application requirements:

- **HR Series:** Features locking cam focus and iris adjustment. This is the most adjustable version of these optical designs and is the typical high quality machine vision lens.
- **HRi Series:** Simplified mechanics featuring fixed apertures with compact housing. [Industrial Ruggedization](#) for reduced size, cost, and locked focus.
- **HRr Series:** All optics glued in place and a locking C-clamp focus ring. [Stabilized Ruggedization](#) for reduced pixel shift and improved focus stability.

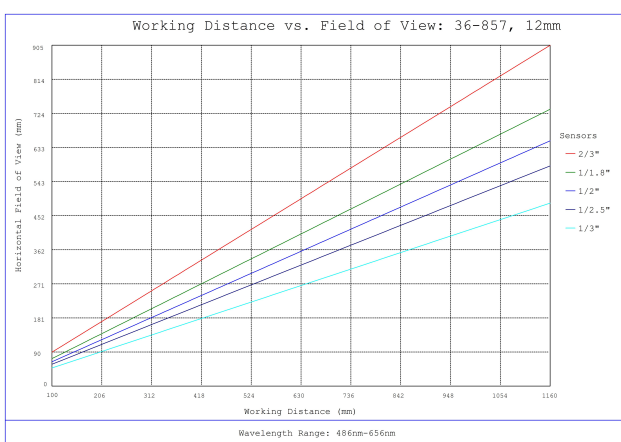
## Technical Information



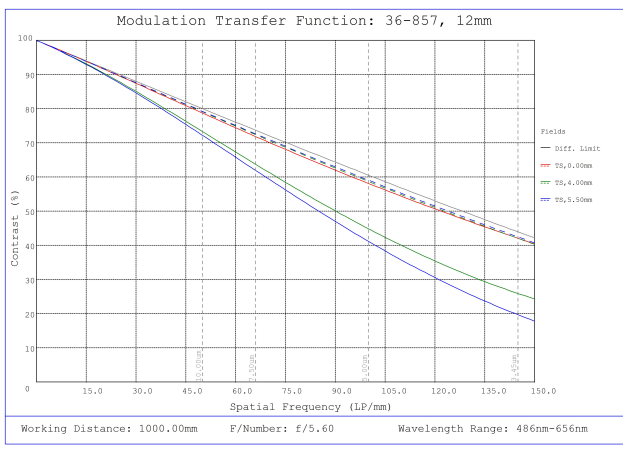
#36-857, 12mm f/5.6, 1000mm-∞ Primary WD, HRr Series Fixed Focal Length Lens, Distortion Plot



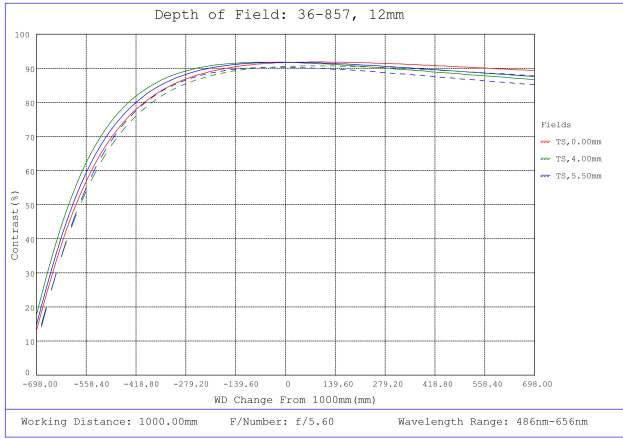
#36-857, 12mm f/5.6, 1000mm-∞ Primary WD, HRr Series Fixed Focal Length Lens, Relative Illumination Plot



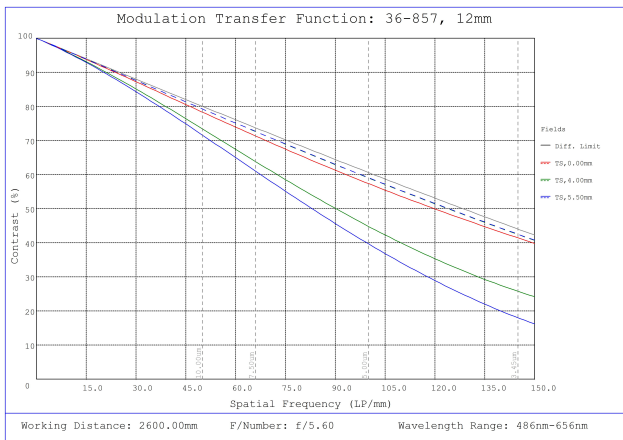
#36-857, 12mm f/5.6, 1000mm-∞ Primary WD, HRr Series Fixed Focal Length Lens, Working Distance versus Field of View Plot



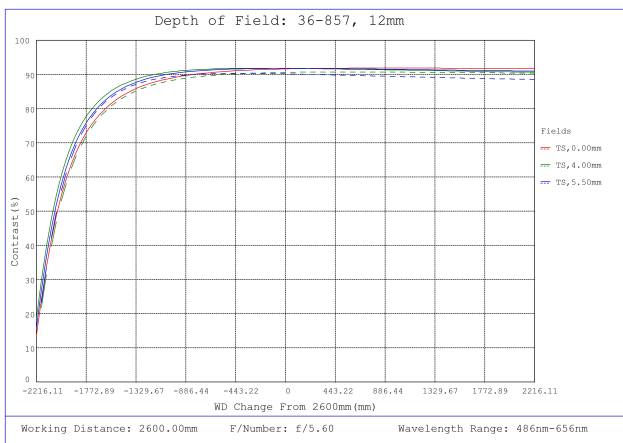
#36-857, 12mm f/5.6, 1000mm-∞ Primary WD, HRr Series Fixed Focal Length Lens, Modulated Transfer Function (MTF) Plot, 1000mm Working Distance, f5.6



#36-857, 12mm f/5.6, 1000mm-∞ Primary WD, HRr Series Fixed Focal Length Lens, Depth of Field Plot, 1000mm Working Distance, f5.6



#36-857, 12mm f/5.6, 1000mm-∞ Primary WD, HRr Series Fixed Focal Length Lens, Modulated Transfer Function (MTF) Plot, 2600mm Working Distance, f5.6



#36-857, 12mm f/5.6, 1000mm-∞ Primary WD, HRr Series Fixed Focal Length Lens, Depth of Field Plot, 2600mm Working Distance, f5.6

## Compatible Cameras