

[All Products](#) / [Optics](#) / [Windows](#) / [λ/4 UV Fused Silica Windows](#)

[See all 216 Products in Family](#)


TECHSPEC®

25mm Dia., 4mm Thick λ/4 UV Fused Silica Window

Please select your shipping country to view the most accurate inventory information, and to determine the correct Edmund Optics sales office for your order.

Select Your Country/Region: European Union

Submit



TECHSPEC® λ/4 UV Fused Silica Window

Stock #14-990 **5 In Stock**

1

€160^{.00}

ADD TO CART

Volume Pricing	
Qty 1-5	€160,00 each
Qty 6-25	€127,00 each
Qty 26-49	€119,00 each
Need More?	Request Quote

Prices shown are exclusive of VAT/local taxes

Product Downloads

- STEP:step
- PDF Drawing:pdf
- IGES:igs
- eDrawing:eprt
- EO Spec Sheet
- [Download All](#)

General

Type: Protective Window

Type of Window: Glass

Physical & Mechanical Properties

Clear Aperture CA (mm): 22.50

Diameter (mm): 25.00
+0.00/-0.10

Thickness (mm): 4.00 ±0.10

Parallelism (arcmin): <1

Dimensional Tolerance (mm): +0.00/-0.10

Bevel: Protective as needed

Clear Aperture (%): 90

Edges: Fine Ground

Poisson's Ratio: 0.16

Young's Modulus (GPa): 73

Knoop Hardness (kg/mm²): 522.00

Optical Properties

Coating: VIS-NIR (400-1000nm)

Substrate: [Fused Silica](#) (Corning 7980)

Index of Refraction (n_d): 1.458

Surface Quality: 40-20

Transmitted Wavefront, P-V: λ/4

Abbe Number (v_d): 67.8

Coating Specification: $R_{abs} \leq 0.25\%$ @ 880nm
 $R_{avg} \leq 1.25\%$ @ 400 - 870nm
 $R_{avg} \leq 1.25\%$ @ 890 - 1000nm

Wavelength Range (nm): 400 - 1000

Damage Threshold, Reference: 5 J/cm^2 @ 532nm, 10ns

Please select your shipping country to view the most accurate inventory information, and to determine the correct Edmund Optics sales office for your order.

Select Your Country/Region:

Material Properties

Density (g/cm³): 2.20

Coefficient of Thermal Expansion CTE (10⁻⁶/°C): 0.52 (+5 to +35°C)
0.57 (0 to +200°C)
0.48 (-100 to +200°C)

Fused Silica Grade: 7980 0G

Regulatory Compliance

RoHS 2015: **Compliant**

Certificate of Conformance: **View**

REACH 241: **Compliant**

Need different specs or modifications?

Edmund Optics offers comprehensive custom manufacturing services for optical and imaging components tailored to your specific application requirements. Whether in the prototyping phase or preparing for full-scale production, we provide flexible solutions to meet your needs. Our experienced engineers are here to assist—from concept to completion.

Our capabilities include:

- Custom dimensions, materials, coatings, and more
- High-precision surface quality and flatness
- Tight tolerances and complex geometries
- Scalable production—from prototype to volume

Learn more about our [custom manufacturing capabilities](#) or submit an inquiry [here](#).

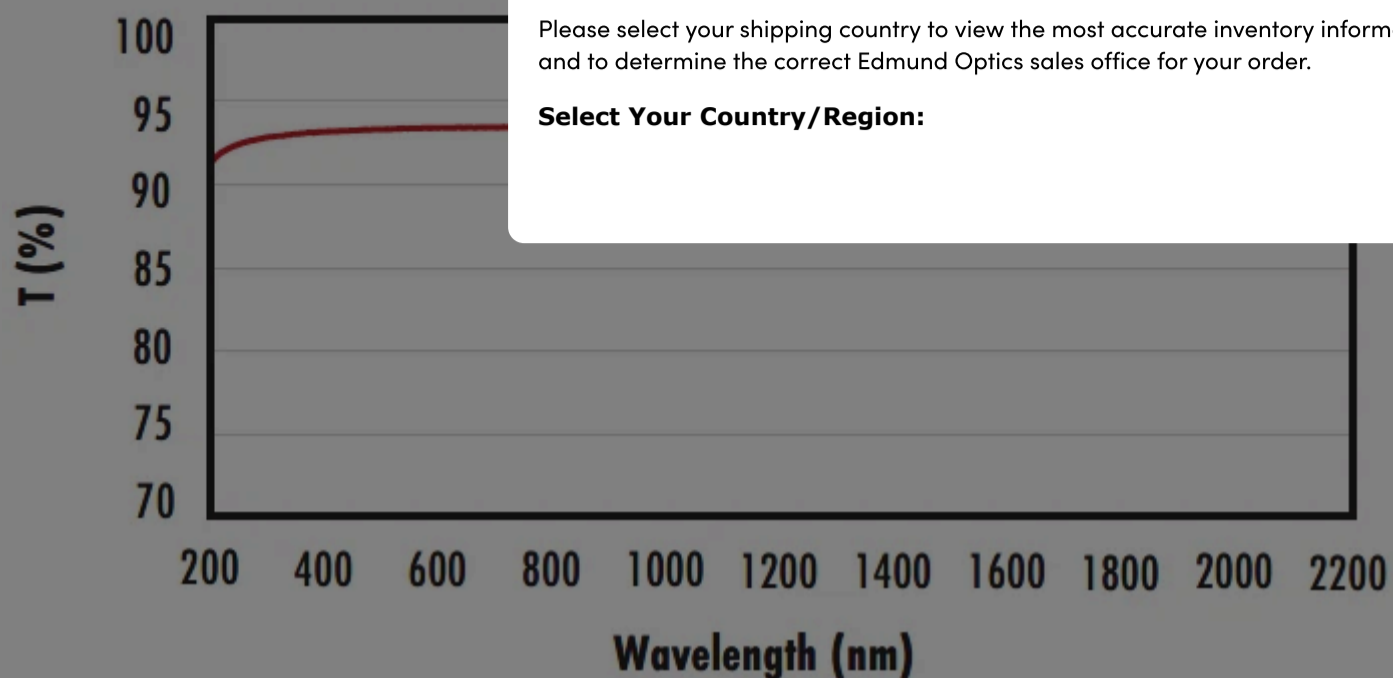
Product Details

- Available Uncoated or BBAR Coated for UV, Visible, and NIR
- Ideal for Imaging Applications
- Circular and Rectangular Sizes from 5 to 200mm
- **1λ** or **λ/10** UV Fused Silica Windows Also Available

TECHSPEC® λ/4 UV Fused Silica Windows are manufactured with 40–20 surface quality and λ/4 transmitted wavefront error specifications, making them ideal for imaging applications. Featuring UV fused silica substrates, these windows provide high transmission from the ultraviolet (UV) through the visible and near-infrared (NIR). Broadband anti-reflection (BBAR) coating options are available to minimize reflection losses and increase transmission. TECHSPEC λ/4 UV Fused Silica Windows are used in optical imaging applications, in low to medium powered laser applications, and as protective windows, especially in applications requiring transmission of UV light.

Technical Information

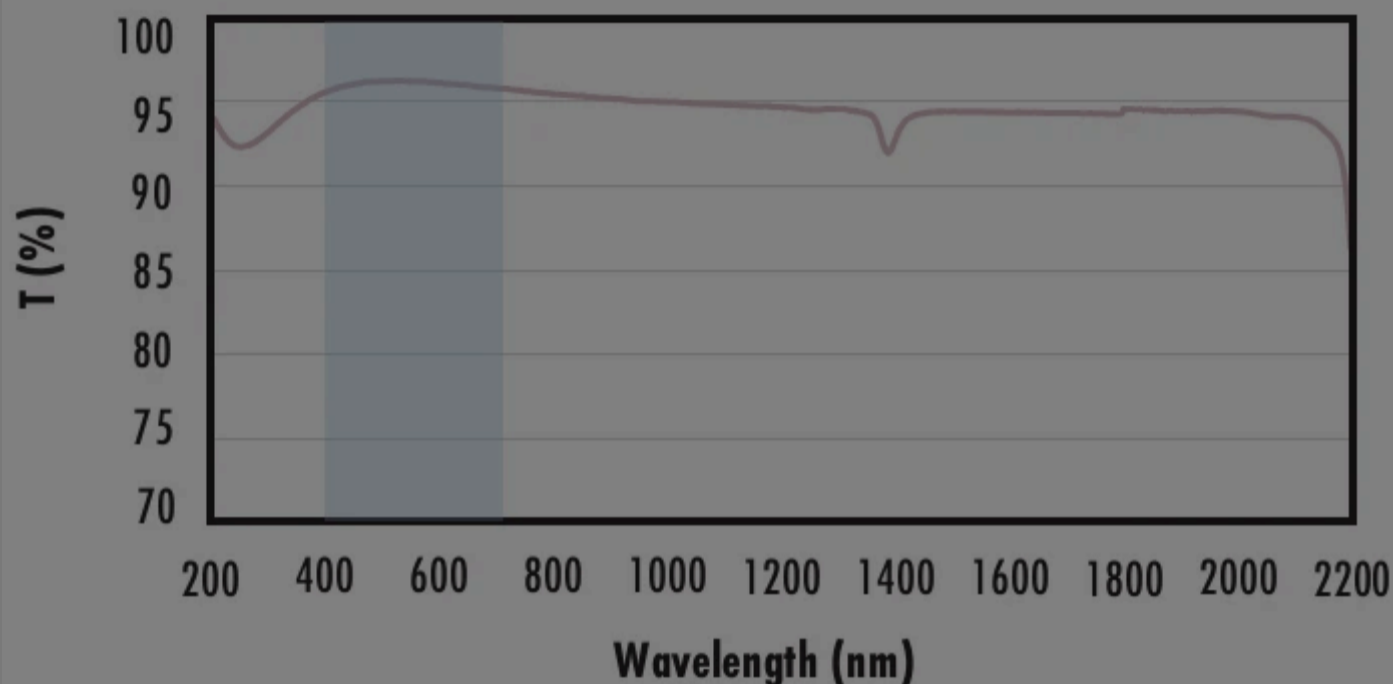
Uncoated Fused Silica Typical Transmission



Typical transmission of a 3mm thick, uncoated fused silica window across the UV - NIR spectra.

[Click Here to Download Data](#)

Fused Silica with MgF₂ Coating Typical Transmission



Typical transmission of a 3mm thick fused silica window with MgF₂ (400-700nm) coating at 0° AOI.

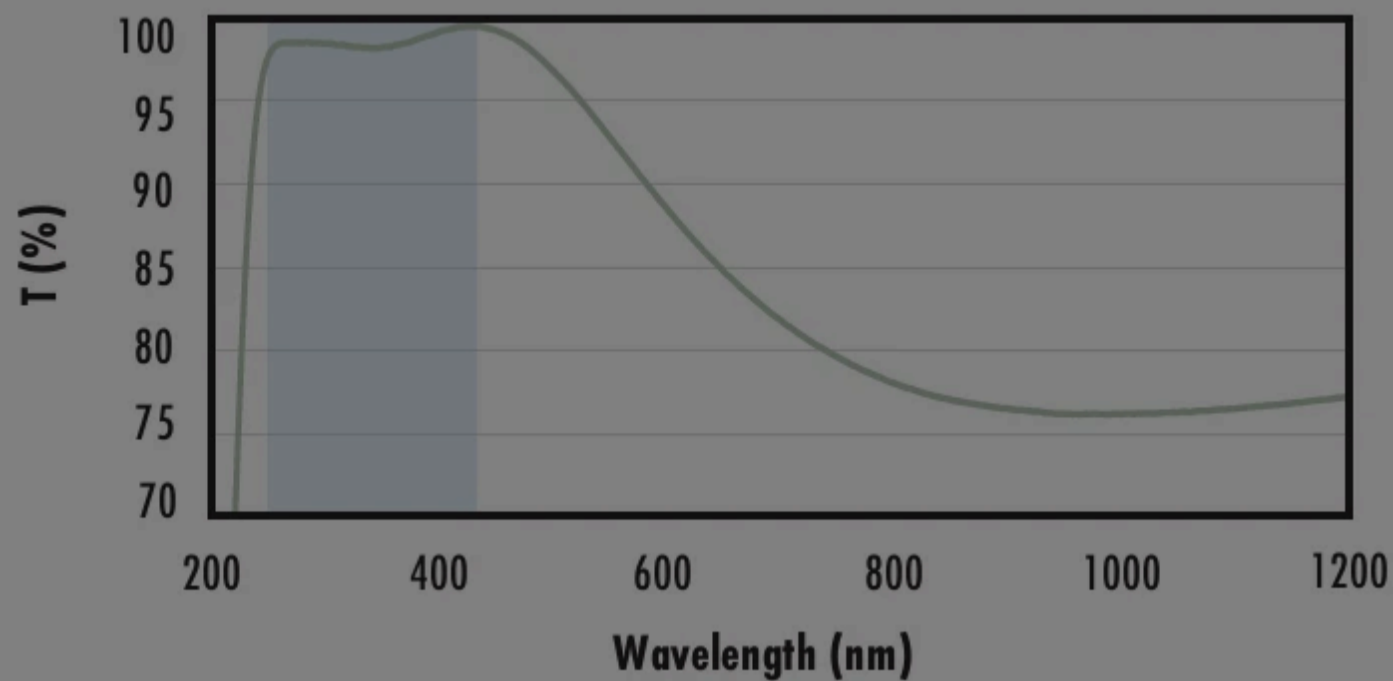
The blue shaded region indicates the coating design wavelength range, with the following specification:

$$R_{avg} \leq 1.75\% \text{ @ } 400 - 700\text{nm (N-BK7)}$$

Data outside this range is not guaranteed and is for reference only.

[Click Here to Download Data](#)

Fused Silica with UV-AR Coating Typical Transmission



Typical transmission of a 3mm thick fused silica window with UV-AR (250-425nm) coating at 0° AOI.

The blue shaded region indicates the coating design wavelength range, with the following specification:

$$R_{abs} \leq 1.0\% \text{ @ } 250 - 425\text{nm}$$

$$R_{avg} \leq 0.75\% \text{ @ } 250 - 425\text{nm}$$

$$R_{avg} \leq 0.5\% \text{ @ } 370 - 420\text{nm}$$

Data outside this range is not guaranteed and is for reference only.

[Click Here to Download Data](#)

Fused Silica with UV-VIS Coating Typical Transmission



Typical transmission of a 3mm thick fused silica window with UV-VIS (250-700nm) coating at 0° AOI.

The blue shaded region indicates the coating design wavelength range, with the following specification:

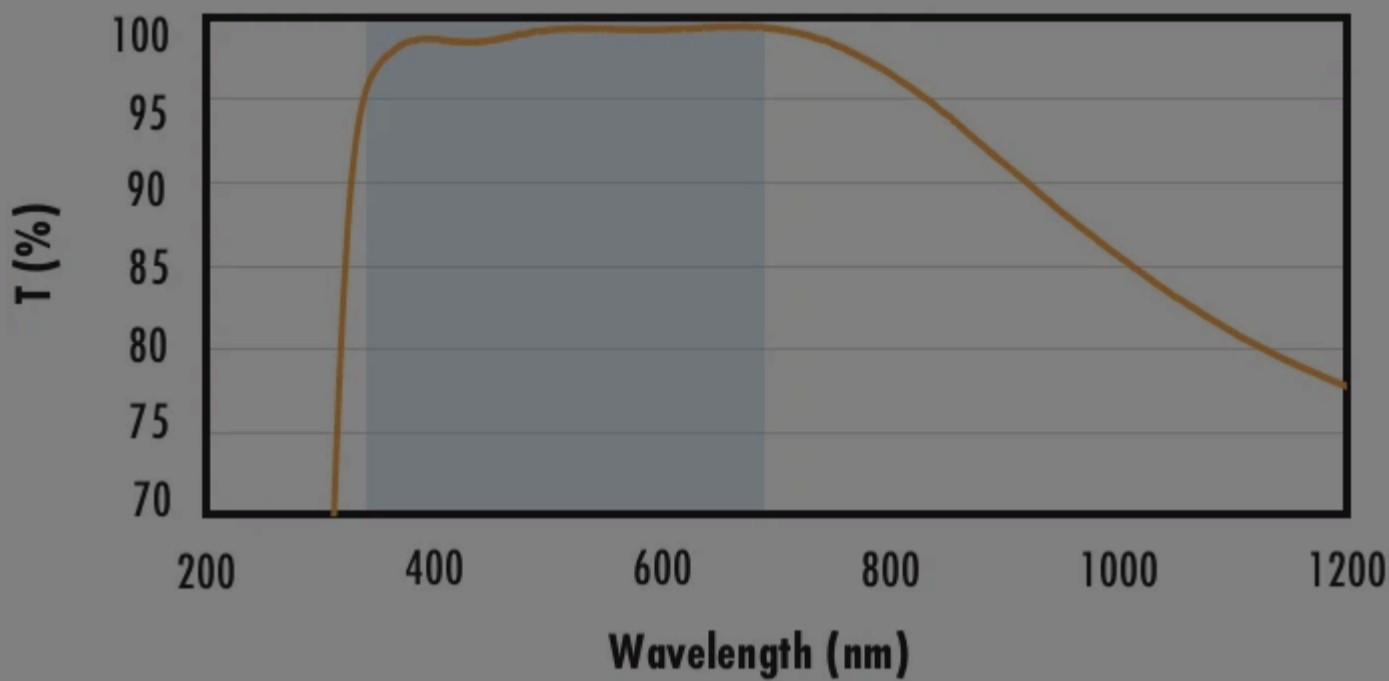
$$R_{abs} \leq 1.0\% \text{ @ } 350 - 450\text{nm}$$

$$R_{avg} \leq 1.5\% \text{ @ } 250 - 700\text{nm}$$

Data outside this range is not guaranteed and is for reference only.

[Click Here to Download Data](#)

Fused Silica with VIS-EXT Coating Typical Transmission



Typical transmission of a 3mm thick fused silica window with VIS-EXT (350-700nm) coating at 0° AOI.

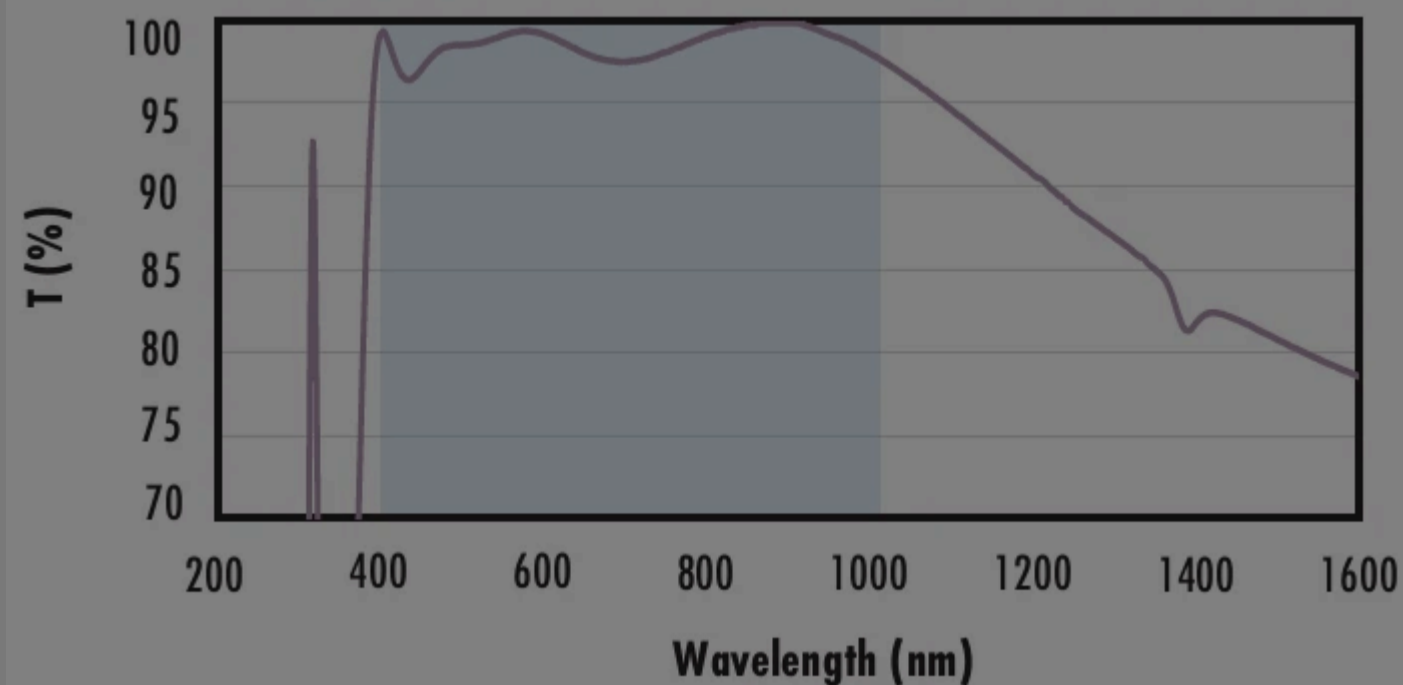
The blue shaded region indicates the coating design wavelength range, with the following specification:

$$R_{avg} \leq 0.5\% \text{ @ } 350 - 700\text{nm}$$

Data outside this range is not guaranteed and is for reference only.

[Click Here to Download Data](#)

Fused Silica with VIS-NIR Coating Typical Transmission



Typical transmission of a 3mm thick fused silica window with VIS-NIR (400-1000nm) coating at 0° AOI.

The blue shaded region indicates the coating design wavelength range, with the following specification:

$$R_{abs} \leq 0.25\% \text{ @ } 880\text{nm}$$

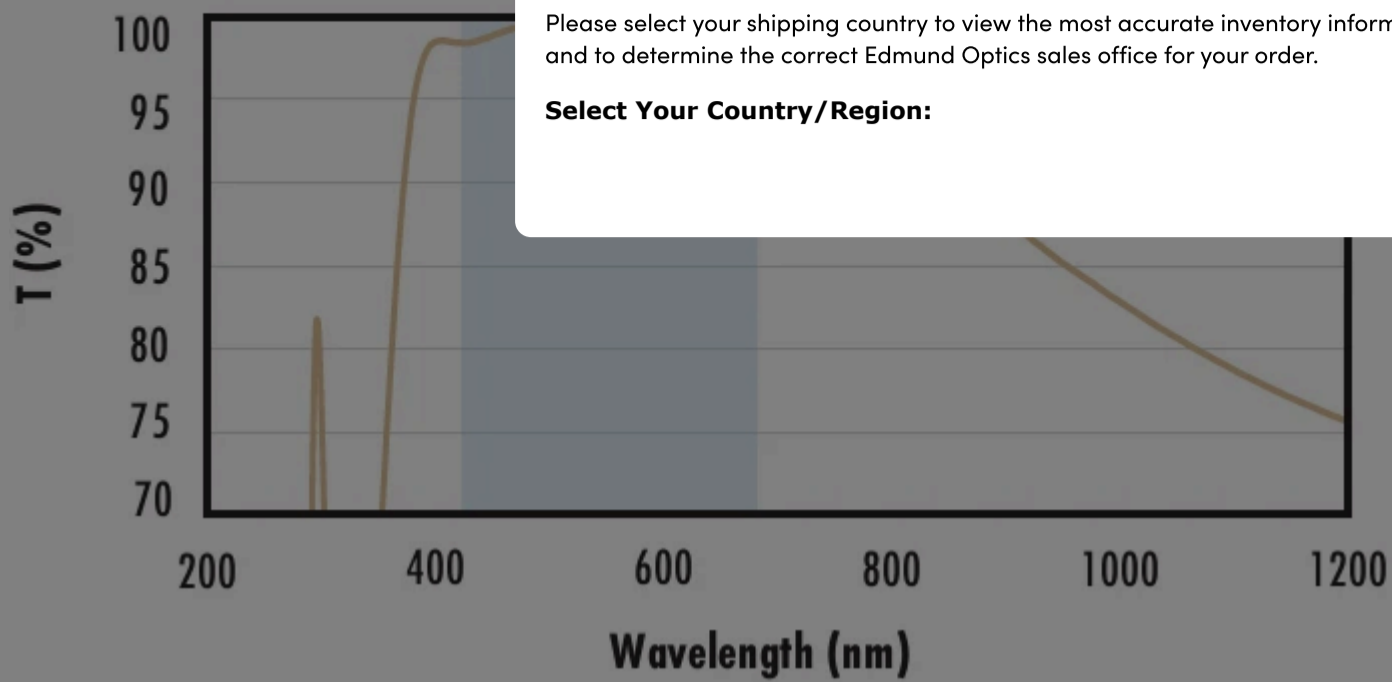
$$R_{avg} \leq 1.25\% \text{ @ } 400 - 870\text{nm}$$

$$R_{avg} \leq 1.25\% \text{ @ } 890 - 1000\text{nm}$$

Data outside this range is not guaranteed and is for reference only.

[Click Here to Download Data](#)

Fused Silica with VIS 0° Coating Typical Transmission



Typical transmission of a 3mm thick fused silica window with VIS 0° (425–675nm) coating at 0° AOI.

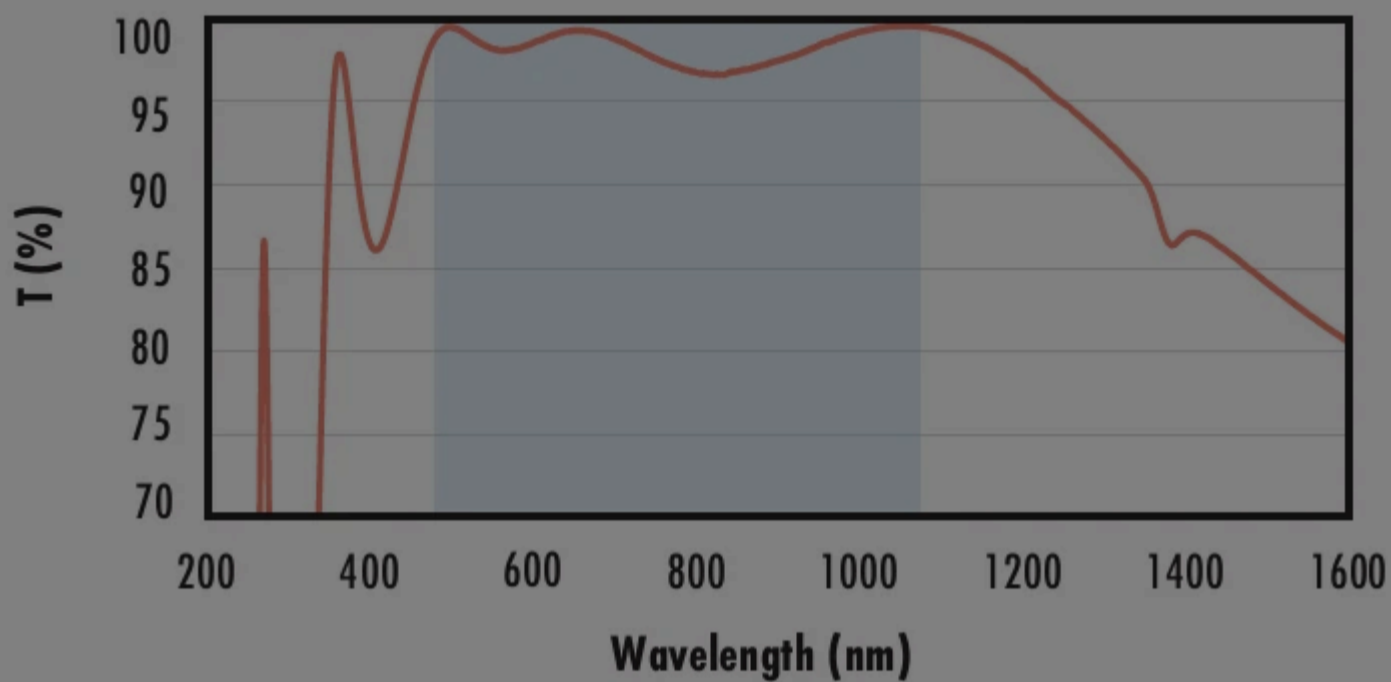
The blue shaded region indicates the coating design wavelength range, with the following specification:

$$R_{avg} \leq 0.4\% \text{ @ } 425 - 675\text{nm}$$

Data outside this range is not guaranteed and is for reference only.

[Click Here to Download Data](#)

Fused Silica with YAG-BBAR Coating Typical Transmission



Typical transmission of a 3mm thick fused silica window with YAG-BBAR (500–1100nm) coating at 0° AOI.

The blue shaded region indicates the coating design wavelength range, with the following specification:

$$R_{abs} \leq 0.25\% \text{ @ } 532\text{nm}$$

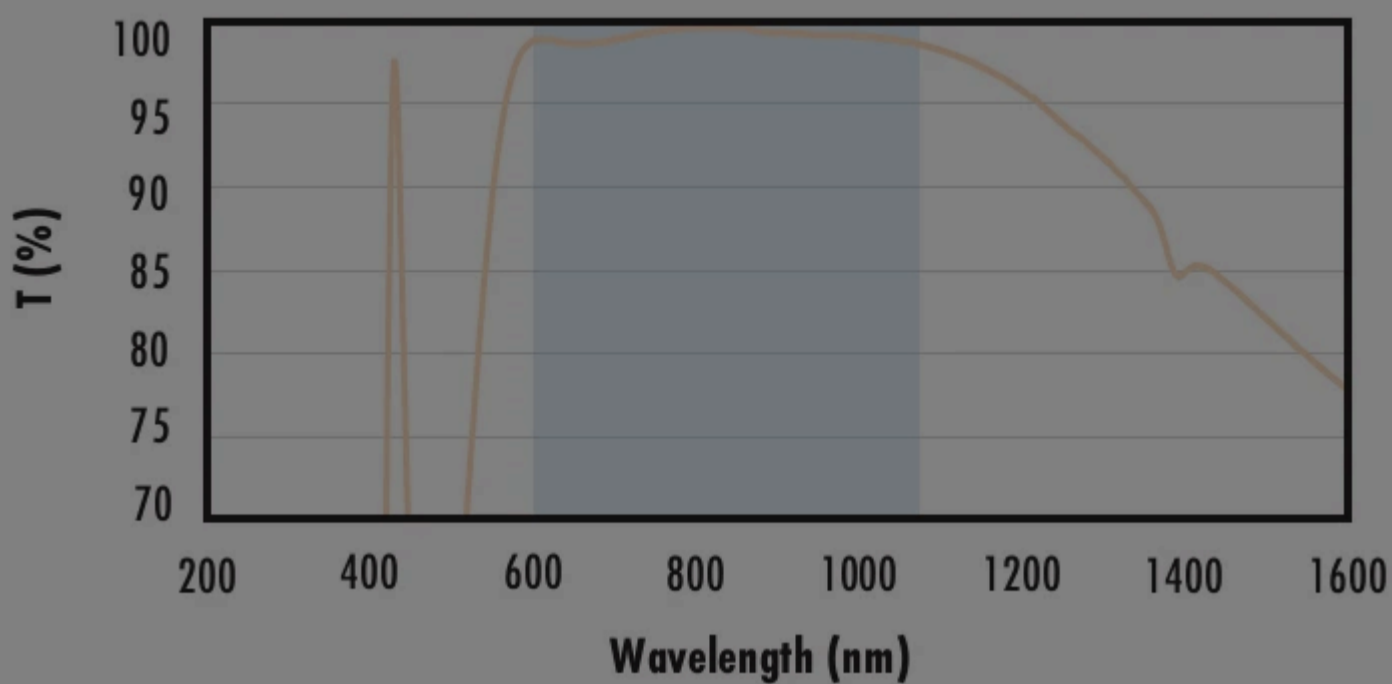
$$R_{abs} \leq 0.25\% \text{ @ } 1064\text{nm}$$

$$R_{avg} \leq 1.0\% \text{ @ } 500 - 1100\text{nm}$$

Data outside this range is not guaranteed and is for reference only.

[Click Here to Download Data](#)

Fused Silica with NIR I Coating Typical Transmission



Typical transmission of a 3mm thick fused silica window with NIR I (600 – 1050nm) coating at 0° AOI.

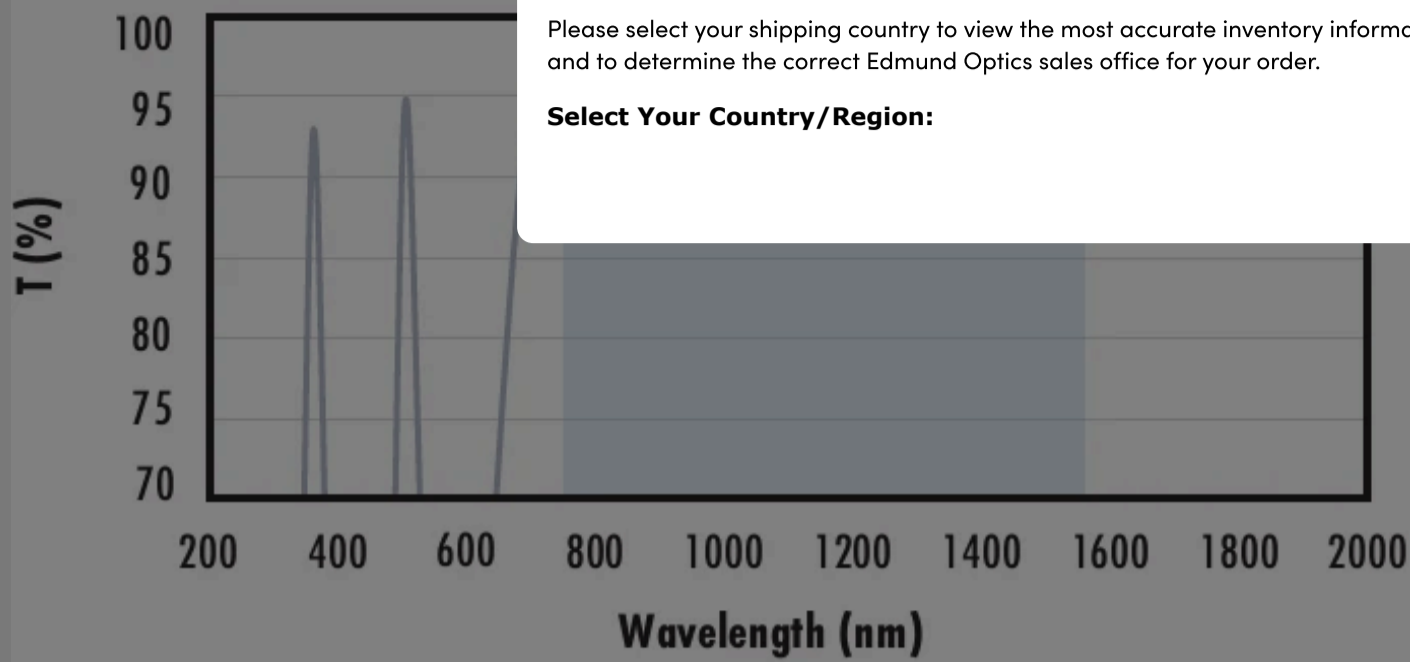
The blue shaded region indicates the coating design wavelength range, with the following specification:

$$R_{avg} \leq 0.5\% \text{ @ } 600 - 1050\text{nm}$$

Data outside this range is not guaranteed and is for reference only.

[Click Here to Download Data](#)

Fused Silica with NIR II Coating Typical Transmission



Typical transmission of a 3mm thick fused silica window with NIR II (750 - 1550nm) coating at 0° AOI.

The blue shaded region indicates the coating design wavelength range, with the following specification:

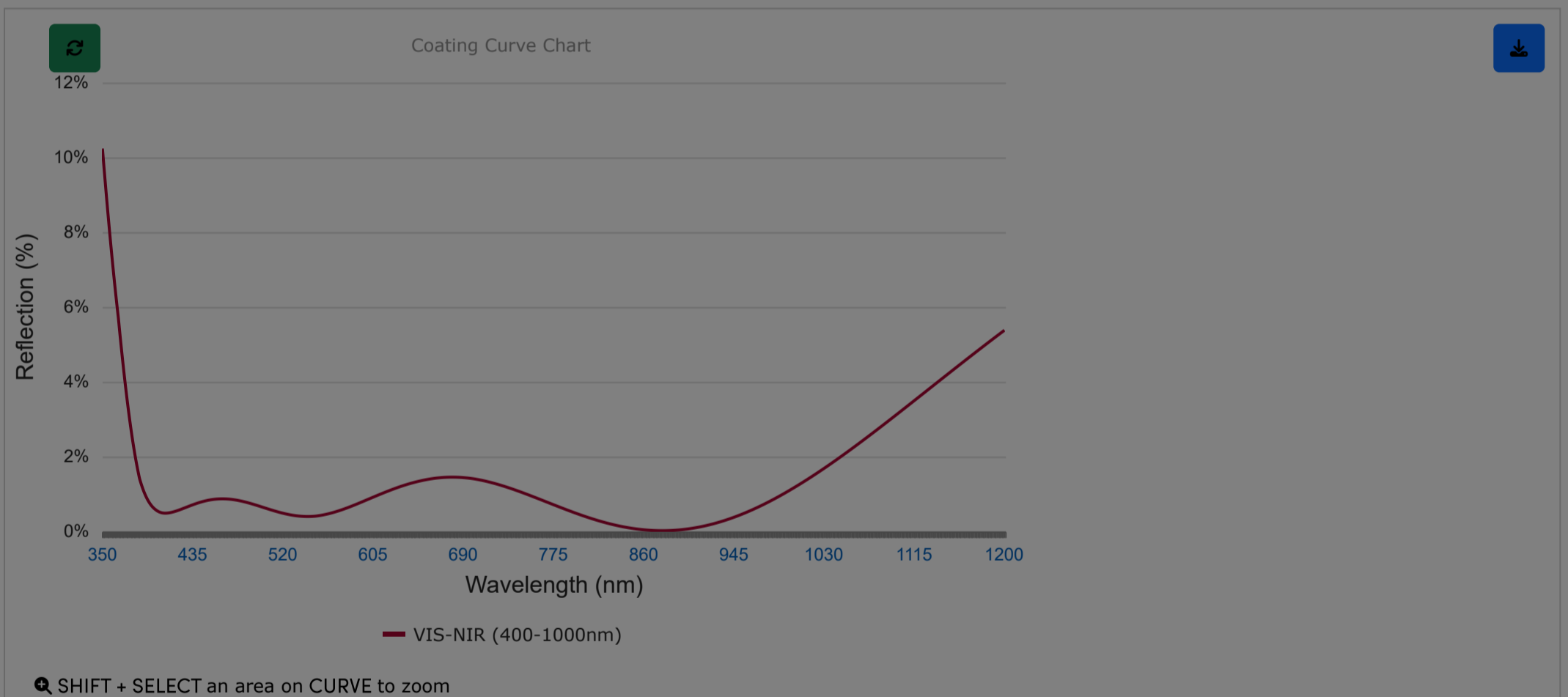
- $R_{abs} \leq 1.5\%$ @ 750 - 800nm
- $R_{abs} \leq 1.0\%$ @ 800 - 1550nm
- $R_{avg} \leq 0.7\%$ @ 750 - 1550nm

Data outside this range is not guaranteed and is for reference only.

[Click Here to Download Data](#)

Coating Curves

VIS-NIR (400-1000nm)




Please note that coating performance outside each product's specified design range is theoretical and may vary.

Related Products



$\lambda/10$ UV Fused Silica Windows



1 λ UV Fused Silica Windows



C, S, and T-Mount Circular Optic Mounts



PUROSOL™ Optical Cleaner

Frequently Purchased Together

Please select your shipping country to view the most accurate inventory information, and to determine the correct Edmund Optics sales office for your order.

Select Your Country/Region:



#14-992 - 50mm Dia., 4mm Thick, VIS-NIR Coated, $\lambda/4$ Fused Silica Window
€241,00

Qty



































#64-029 - 25mm Diameter Protected Gold Coated, $\lambda/10$ Mirror
€157,00

Qty



Compatible Mounts

	Title	Type	Compare	Stock Number	Price	Buy
	 25.0/25.4mm Optic Dia., SM1 Thin Mount, M4	Fixed		#13-787	€21,00 Request Quote	9 In Stock <input type="text" value="1"/>
	 25.0/25.4mm Optic Dia., SM1 Thin Mount, 8-32	Fixed		#13-788	€21,00 Request Quote	20+ In Stock <input type="text" value="1"/>
	 25.0mm Optic Dia., Optic Mount	Fixed		#64-560	€32,75 Request Quote	CONTACT US <input type="text" value="1"/>
	 25.0/25.4mm Optic Dia., E-Series Kinematic Mount	Adjustable - Tip-Tilt		#15-866	€43,50 Request Quote	10 In Stock <input type="text" value="1"/>
	 2.0 - 35.0mm Optic Dia., Three-Screw Adjustable Ring Mount	Fixed		#03-668	€63,00 Request Quote	20+ In Stock <input type="text" value="1"/>
	 25.0/25.4mm Optic Dia., L-Slot Direct Mount	Fixed		#36-410	€68,00 Request Quote	15 In Stock <input type="text" value="1"/>
	 25.0/25.4mm Optic Dia., Side Flange Direct Mount	Fixed		#36-414	€71,00 Request Quote	20+ In Stock <input type="text" value="1"/>
	 9.5 - 73.0mm Optic Dia., Three-Screw Adjustable Ring Mount	Fixed		#36-605	€83,00 Request Quote	20+ In Stock <input type="text" value="1"/>
	 25.0/25.4mm Optic Dia., Optical Cell Assembly	Fixed		#36-461 CLEARANCE	€95,95 Request Quote	2 In Stock <input type="text" value="1"/>
	 25.0/25.4mm Optic Dia., Kinematic Mount, 2-Screws	Adjustable - Tip-Tilt		#58-851	€98,50 Request Quote	CONTACT US <input type="text" value="1"/>
	 25.0/25.4mm Optic Dia., L-Slot and Rotation Direct Mount	Adjustable - Rotary		#36-411	€102,00 Request Quote	5 In Stock <input type="text" value="1"/>

	Title	Type	Compare	Stock Number	Price	Buy
MORE+	 5.0 - 25.0mm Optic Height, Metric Bar-Type Optic Holder				€102,00	20+ In Stock <input type="text" value="1"/> 
MORE+	 7.0 - 40.0mm Optic Height, English Bar-Type Optic Holder					20+ In Stock <input type="text" value="1"/> 
MORE+	 25.0/25.4mm Optic Dia., Kinematic Mount, 3-Screws	Adjustable - Tip-Tilt		#58-854	€107,00 Request Quote	20+ In Stock <input type="text" value="1"/> 
MORE+	 10.0 - 60.0mm Optic Height, Metric Bar-Type Optic Holder	Fixed		#55-530	€108,00 Request Quote	CONTACT US <input type="text" value="1"/> 
MORE+	 19.5 - 108.0mm Optic Dia., Three-Screw Adjustable Ring Mount	Fixed		#03-670	€114,00 Request Quote	20+ In Stock <input type="text" value="1"/> 
MORE+	 7.0 - 67.0mm Optic Height, English Bar-Type Optic Holder	Fixed		#03-669	€116,00 Request Quote	20+ In Stock <input type="text" value="1"/> 
MORE+	 8.0 - 118.0mm Optic Height, English Bar-Type Optic Holder	Fixed		#03-666	€120,00 Request Quote	20+ In Stock <input type="text" value="1"/> 
MORE+	 4.0 - 36.0mm Optic Dia., Self-Centering Jaw Clamp	Fixed		#16-077	€157,00 Request Quote	5 In Stock <input type="text" value="1"/> 
MORE+	 25.0/25.4mm Optic Dia., Stainless Steel Kinematic Mount, 2-Screws	Adjustable - Tip-Tilt		#26-815	€161,00 Request Quote	4 In Stock <input type="text" value="1"/> 
MORE+	 25.0/25.4mm Optic Dia., Stainless Steel Kinematic Mount, 3-Screws	Adjustable - Tip-Tilt		#26-818	€182,00 Request Quote	9 In Stock <input type="text" value="1"/> 
MORE+	 25.0/25.4mm Optic Dia., X-Y Translating Optic Mount	Adjustable - Linear (XY)		#62-956	€276,00 Request Quote	CONTACT US <input type="text" value="1"/> 
MORE+	 25.0/25.4mm Optic Dia., Kinematic Mirror Mount	Adjustable - Tip-Tilt		#55-003	€336,00 Request Quote	14 In Stock <input type="text" value="1"/> 
MORE+	 25.0/25.4mm Optic Dia., Kinematic Mirror Mount with Micrometer	Adjustable - Tip-Tilt		#55-456	€361,00 Request Quote	3 In Stock <input type="text" value="1"/> 
MORE+	 5.0 - 100.0mm Optic Dia., Self-Centering Jaw Clamp	Fixed		#16-078	€410,00 Request Quote	CONTACT US <input type="text" value="1"/> 
MORE+	 25.0/25.4mm Optic Dia., Precision Gimbal Mount	Adjustable - Gimbal		#54-999	€461,00 Request Quote	4 In Stock <input type="text" value="1"/> 
MORE+	 25.0/25.4mm Optic Dia., X-Y-Z Translating Optic Mount	Adjustable - Linear (XYZ)		#62-959	€540,00 Request Quote	6 In Stock <input type="text" value="1"/> 

Please select your shipping country to view the most accurate inventory information, and to determine the correct Edmund Optics sales office for your order.

Select Your Country/Region:

	Title	Type	Compare	Stock Number	Price	Buy
MORE+	 25.0/25.4mm Optic Dia., Optical Mou	Adjustable -			€755,00	2 In Stock <input type="text" value="1"/> 

Please select your shipping country to view the most accurate inventory information, and to determine the correct Edmund Optics sales office for your order.

Select Your Country/Region:

Resources

Media Type

- Application Note
- Technical Tool
- Video
- Glossary
- FAQ

APPLICATION NOTE

Anti-Reflection (AR) Coatings

APPLICATION NOTE

An Introduction to Optical Coatings

TECHNICAL TOOL

Beam Displacement Calculator

APPLICATION NOTE

UV vs. IR Grade Fused Silica

APPLICATION NOTE

Understanding Optical Windows

VIDEO

Optical Windows Review

[View More](#)