

[All Products](#) / [Optics](#) / [Optical Lens](#)
/ [VIS 0° Coated Double-Convex \(D\)](#)

[See all 164 Products in Family](#)

TECHSPEC®

25mm Dia. x 175mm F

Please select your shipping country to view the most accurate inventory information, and to determine the correct Edmund Optics sales office for your order.

Select Your Country/Region: European Union

Submit



Stock #47-373-INK [CONTACT US](#) [Other Coating Options](#)

- 1 +

€61^{,00}

ADD TO CART



Volume Pricing

Qty 1-9 €61,00 each

Qty 10-24 €54,50 each

Qty 25-99 €49,00 each

Need More? [Request Quote](#)

Prices shown are exclusive of VAT/local taxes

Product Downloads

- STEP:stp
- PDF Drawing:pdf
- ISO 10110 Drawing
- IGES:igs
- Zemax:zar
- Zemax:zmx
- eDrawing:eprt
- Code V:seq
- EO Spec Sheet

General

Type: Double-Convex Lens

Physical & Mechanical Properties

Diameter (mm): 25.00 ±0.025

Centering (arcmin): <1

Bevel: Protective as needed

Center Thickness CT (mm): 3.20

Center Thickness Tolerance (mm): ±0.10

Edge Thickness ET (mm): 2.33

Clear Aperture CA (mm): 24.00

Optical Properties

Back Focal Length BFL (mm): 173.94

Effective Focal Length EFL (mm): 175.00

Coating: VIS 0° (425-675nm)

Coating Specification: R_{avg} ≤0.4% @ 425 - 675nm

Substrate: **N-BK7**

Surface Quality: 40-20

Power (P-V) @ 632.8nm: 1.5λ

Irregularity (P-V) @ 632.8nm: λ/4

Radius R₁=-R₂ (mm): 180.40

f/#: 7.00

Focal Length Specification Wavelength (nm):	587.6	Focal Length Tolerance (%):	±1
Numerical Aperture NA:	0.07	<div style="border: 1px solid black; padding: 5px; text-align: center;"> <p>Please select your shipping country to view the most accurate inventory information, and to determine the correct Edmund Optics sales office for your order.</p> <p>Select Your Country/Region:</p> </div>	
Damage Threshold, By Design:	5 J/cm ² @ 532nm, 10ns		

Regulatory Compliance

Certificate of Conformance: [View](#)

Need different specs or modifications?

Edmund Optics offers comprehensive custom manufacturing services for optical and imaging components tailored to your specific application requirements. Whether in the prototyping phase or preparing for full-scale production, we provide flexible solutions to meet your needs. Our experienced engineers are here to assist—from concept to completion.

Our capabilities include:

- Custom dimensions, materials, coatings, and more
- High-precision surface quality and flatness
- Tight tolerances and complex geometries
- Scalable production—from prototype to volume

Learn more about our [custom manufacturing capabilities](#) or submit an inquiry [here](#).

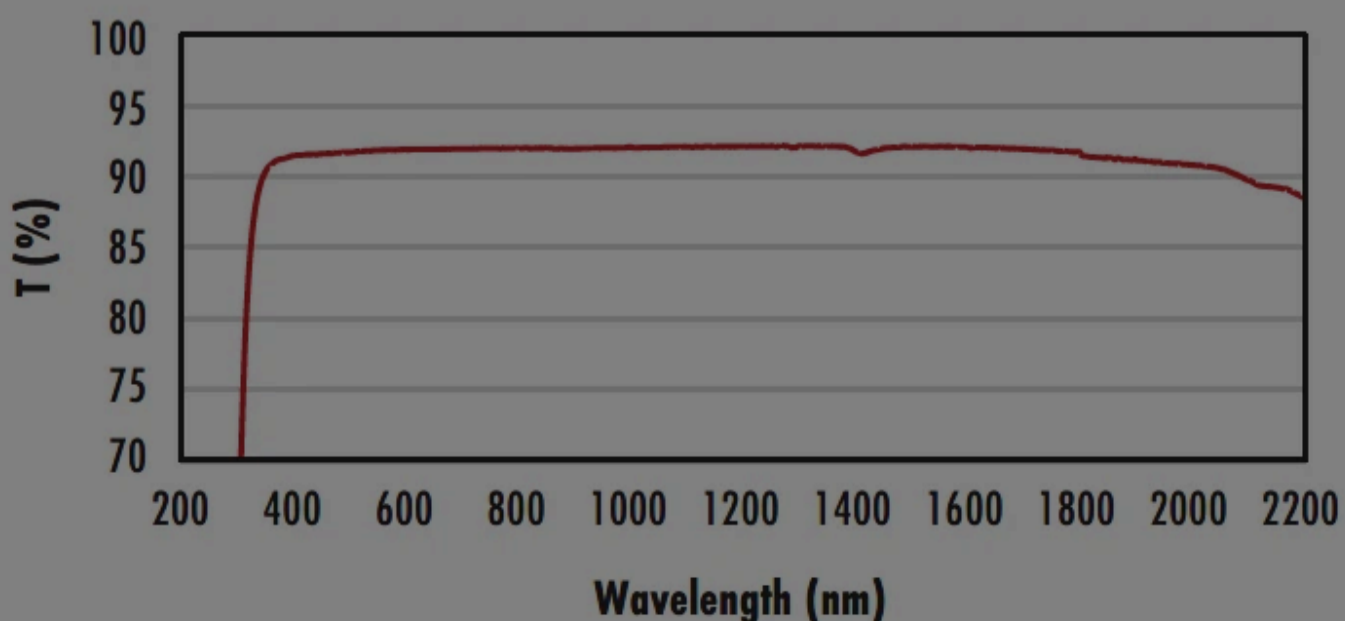
Product Details

- AR Coated to Provide <0.4% Reflectance per Surface for 425 - 675nm
- Minimize Aberrations Including Spherical and Coma
- **UV Fused Silica DCX Lenses** Available
- Other Coating Options Available: **Uncoated, MgF₂, NIR I, NIR II, VIS-EXT, VIS-NIR,** and **YAG-BBAR**

TECHSPEC® VIS 0° Coated Double-Convex (DCX) Lenses, also referred to as bi-convex lenses, have two positive, symmetrical faces with equal radii on both sides. These lenses are generally recommended for finite imaging applications with a conjugate ratio (ratio between object distance and image distance) between 0.2 and 5. At a conjugate ratio of 1, aberrations such as spherical aberration, chromatic aberration, coma, and distortion are minimized or cancelled due to the symmetric lens design. TECHSPEC® VIS 0° Coated Double-Convex Lenses are available in a variety of substrates and coating options for the visible and NIR spectra.

Technical Information

Uncoated N-BK7 Typical Transmission



Typical transmission of a 3mm thick, uncoated N-BK7 window across the UV - NIR spectra.

[Click Here to Download Data](#)

N-BK7 with MgF₂ Coating Typical Transmission



Please select your shipping country to view the most accurate inventory information, and to determine the correct Edmund Optics sales office for your order.

Select Your Country/Region:

Typical transmission of a 3mm thick N-BK7 window with MgF₂ (400-700nm) coating at 0° AOI.

The blue shaded region indicates the coating design wavelength range, with the following specification:

$$R_{avg} \leq 1.75\% \text{ @ } 400 - 700\text{nm (N-BK7)}$$

Data outside this range is not guaranteed and is for reference only.

[Click Here to Download Data](#)

N-BK7 with VIS-EXT Coating Typical Transmission



Typical transmission of a 3mm thick N-BK7 window with VIS-EXT (350-700nm) coating at 0° AOI.

The blue shaded region indicates the coating design wavelength range, with the following specification:

$$R_{avg} \leq 0.5\% \text{ @ } 350 - 700\text{nm}$$

Data outside this range is not guaranteed and is for reference only.

[Click Here to Download Data](#)

N-BK7 with VIS-NIR Coating Typical Transmission



Typical transmission of a 3mm thick N-BK7 window with VIS-NIR (400-1000nm) coating at 0° AOI.

The blue shaded region indicates the coating design wavelength range, with the following specification:

$$\begin{aligned} R_{abs} &\leq 0.25\% \text{ @ } 880\text{nm} \\ R_{avg} &\leq 1.25\% \text{ @ } 400 - 870\text{nm} \\ R_{avg} &\leq 1.25\% \text{ @ } 890 - 1000\text{nm} \end{aligned}$$

Data outside this range is not guaranteed and is for reference only.

[Click Here to Download Data](#)

N-BK7 with VIS 0° Coating Typical Transmission



Typical transmission of a 3mm thick N-BK7 window with VIS 0° (425-675nm) coating at 0° AOI.

The blue shaded region indicates the coating design wavelength range, with the following specification:

$$R_{avg} \leq 0.4\% \text{ @ } 425 - 675\text{nm}$$

Data outside this range is not guaranteed and is for reference only.

[Click Here to Download Data](#)

N-BK7 with YAG-BBAR Coating Typical Transmission



Typical transmission of a 3mm thick N-BK7 window with YAG-BBAR (500-1100nm) coating at 0° AOI.

The blue shaded region indicates the coating design wavelength range, with the following specification:

$$R_{abs} \leq 0.25\% \text{ @ } 532\text{nm}$$

$$R_{abs} \leq 0.25\% \text{ @ } 1064\text{nm}$$

$$R_{avg} \leq 1.0\% \text{ @ } 500 - 1100\text{nm}$$

Data outside this range is not guaranteed and is for reference only.

[Click Here to Download Data](#)

N-BK7 with NIR I Coating Typical Transmission



Typical transmission of a 3mm thick N-BK7 window with NIR I (600 - 1050nm) coating at 0° AOI.

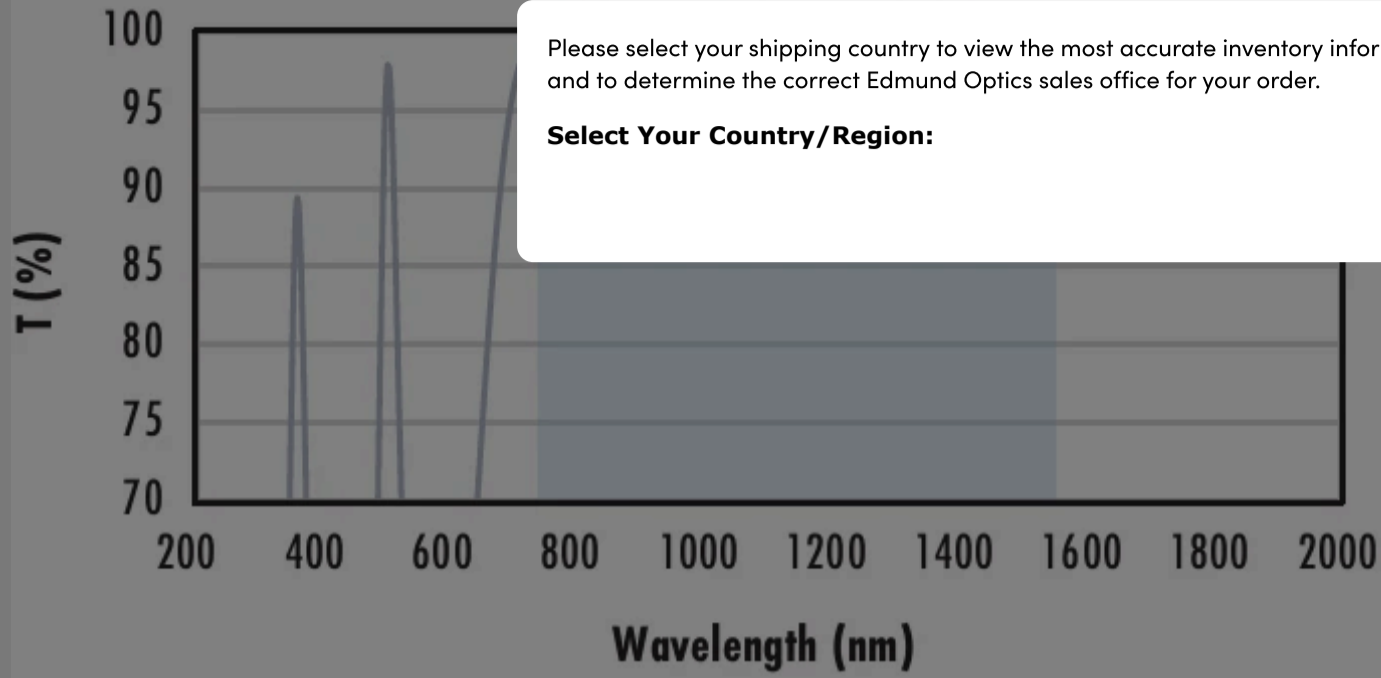
The blue shaded region indicates the coating design wavelength range, with the following specification:

$$R_{avg} \leq 0.5\% \text{ @ } 600 - 1050\text{nm}$$

Data outside this range is not guaranteed and is for reference only.

[Click Here to Download Data](#)

N-BK7 with NIR II Coating Typical Transmission



Please select your shipping country to view the most accurate inventory information, and to determine the correct Edmund Optics sales office for your order.

Select Your Country/Region:

Typical transmission of a 3mm thick N-BK7 window with NIR II (750 - 1550nm) coating at 0° AOI.

The blue shaded region indicates the coating design wavelength range, with the following specification:

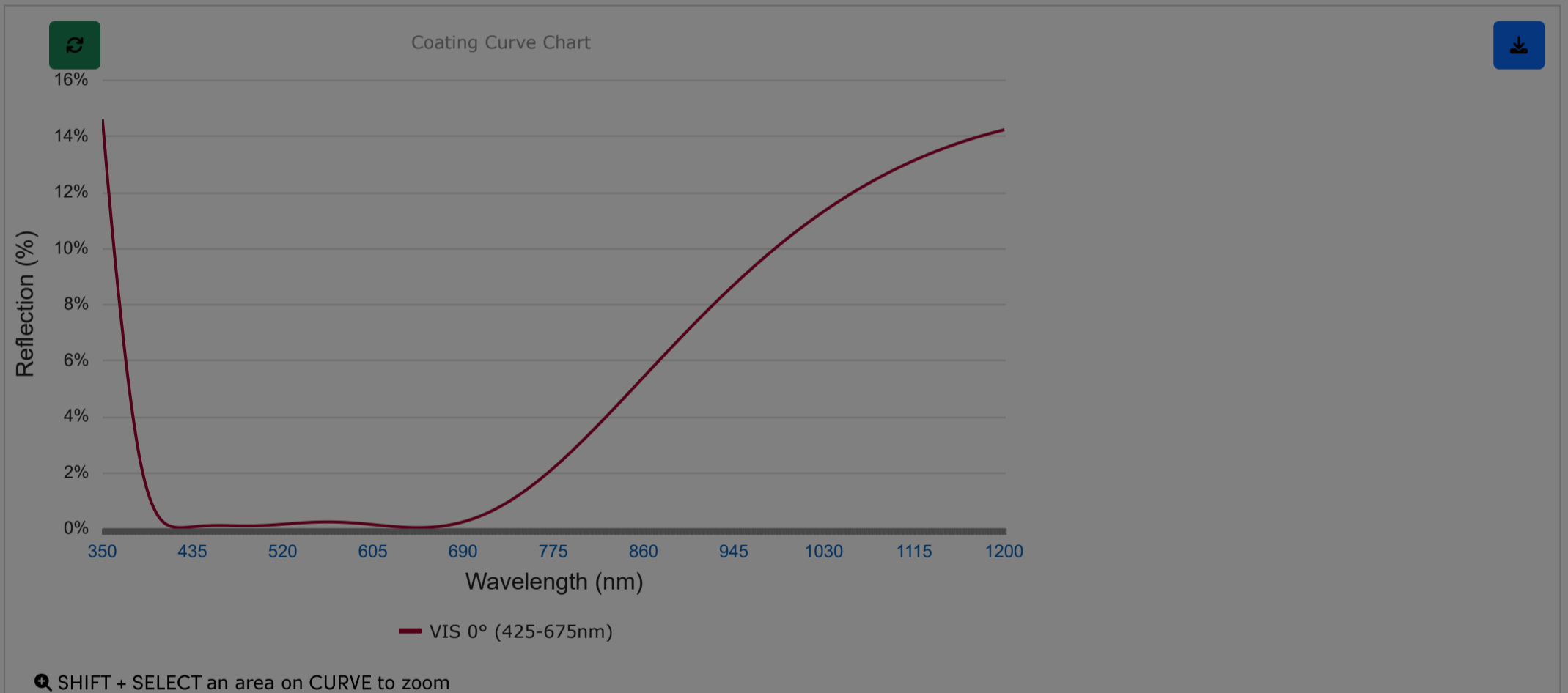
- $R_{abs} \leq 1.5\%$ @ 750 - 800nm
- $R_{abs} \leq 1.0\%$ @ 800 - 1550nm
- $R_{avg} \leq 0.7\%$ @ 750 - 1550nm

Data outside this range is not guaranteed and is for reference only.

[Click Here to Download Data](#)

Coating Curves

VIS 0° (425-675nm)



Please note that coating performance outside each product's specified design range is theoretical and may vary.


Related Products




Uncoated Double-Convex (DCX) Lenses



UV Fused Silica Double-Convex (DCX) Lenses



UV Fused Silica Plano-Convex (PCX) Lenses - VIS 0° Coated



VIS 0° Coated Achromatic Lenses

Compatible Mounts

	Title					Buy
	25.0/25.4mm Optic Dia., SM1 Thin Mount, M4					9 In Stock <input type="text" value="1"/>
	25.0/25.4mm Optic Dia., SM1 Thin Mount, 8-32	Fixed	#13-788	€21,00 Request Quote		20+ In Stock <input type="text" value="1"/>
	25.0mm Optic Dia., Optic Mount	Fixed	#64-560	€32,75 Request Quote		CONTACT US <input type="text" value="1"/>
	25mm Thin Inner Single Optic Mount	Fixed	#38-755	€41,00 Request Quote		14 In Stock <input type="text" value="1"/>
	25.0/25.4mm Optic Dia., L-Slot Direct Mount	Fixed	#36-410	€68,00 Request Quote		15 In Stock <input type="text" value="1"/>
	25.0/25.4mm Optic Dia., Side Flange Direct Mount	Fixed	#36-414	€71,00 Request Quote		20+ In Stock <input type="text" value="1"/>
	25mm Thin Inner Pair Optic Mounts	Fixed	#11-052	€80,50 Request Quote		3 In Stock <input type="text" value="1"/>
	25mm Thick Inner Pair Optic Mounts	Fixed	#11-054	€80,50 Request Quote		5 In Stock <input type="text" value="1"/>
	25/25.4mm Diameter, C-Mount Thin Optic Mount	Fixed	#56-353	€99,00 Request Quote		20+ In Stock <input type="text" value="1"/>
	25.0/25.4mm Optic Dia., L-Slot and Rotation Direct Mount	Adjustable - Rotary	#36-411	€102,00 Request Quote		5 In Stock <input type="text" value="1"/>
	25.0/25.4mm Optic Dia., X-Y Translating Optic Mount	Adjustable - Linear (XY)	#62-956	€276,00 Request Quote		CONTACT US <input type="text" value="1"/>
	25.0/25.4mm Optic Dia., X-Y-Z Translating Optic Mount	Adjustable - Linear (XYZ)	#62-959	€540,00 Request Quote		6 In Stock <input type="text" value="1"/>
	25.0/25.4mm Optic Dia., 5 Axes Optical Mount	Adjustable - Linear (XYZ) & Tip-Tilt	#13-776	€755,00 Request Quote		2 In Stock <input type="text" value="1"/>

Please select your shipping country to view the most accurate inventory information, and to determine the correct Edmund Optics sales office for your order.

Select Your Country/Region:

Check out our full selection of mounts [here](#).

Resources

Media Type

- Application Note
- Technical Tool

APPLICATION NOTE

Anti-Reflection (AR) Coatings

APPLICATION NOTE

An Introduction to Optical Coatings

APPLICATION NOTE

Understanding Optical Specifications

Trending in Optics

FAQ

Glossary

Video

Please select your shipping country to view the most accurate inventory information, and to determine the correct Edmund Optics sales office for your order.

Select Your Country/Region:

Comparison

↑ TRENDING IN OPTICS

Future of
Spherical
Lenses

View More