

[See all 49 Products in Family](#)

TECHSPEC® 4X, 40mm WD CompactTL™ Telecentric Lens



40mm WD, 4X, In-Line Version (Left) and MS Version (Right)



Stock #63-748 **20+ In Stock**

⊖ 1 ⊕ €635⁰⁰

ADD TO CART

Volume Pricing	
Qty 1+	€635,00 each
Need More?	Request Quote

ⓘ Prices shown are exclusive of VAT/local taxes

Product Downloads

General

CompactTL™ Series	Product Family:
Edmund Optics®	Manufacturer:
Telecentric Lens	Type:

Physical & Mechanical Properties

Fixed	Iris Option:
47.10	Length (mm):
47.10	Length excluding Threads (mm):
18.00	Maximum Diameter (mm):
32	Weight (g):

Optical Properties

2.2mm	Horizontal Field of View, 2/3" Sensor:
1.6mm	Horizontal Field of View, 1/2" Sensor:
1.2mm	Horizontal Field of View, 1/3" Sensor:
11.00	Maximum Image Circle (mm):
0.099	Numerical Aperture NA, Object Side:
±1	Working Distance Tolerance (mm):
5 (3)	Number of Elements (Groups):
0.067	Typical Telecentricity @ 588nm (°):
0.1677	Typical Distortion @ 588nm (%):
4X	Primary Magnification PMAG:
4.00	Telecentric Lens Magnification:
40	Working Distance (mm):
2.2 x 1.6	FOV @ Max Sensor Format, H x V (mm):
f/20	Aperture (f#):
M4 MgF ₂	Coating:
±0.05mm (20% @ 20 lp/mm)	Depth of Field (mm):
4X	Magnification:
VIS	Lens Wavelength Range:

Sensor

2/3"	Maximum Sensor Format:
4.50	Pixel Size (µm):

Threading & Mounting

M25.5 x 0.50 (Female)	Filter Thread:
#88-212 (Required)	Filter Thread Adapter:
M16 x 0.5 (Female)	Front Thread:
C-Mount	Mount:

Regulatory Compliance

Compliant	RoHS 2015:
View	Certificate of Conformance:
Compliant	REACH 241:

Product Details

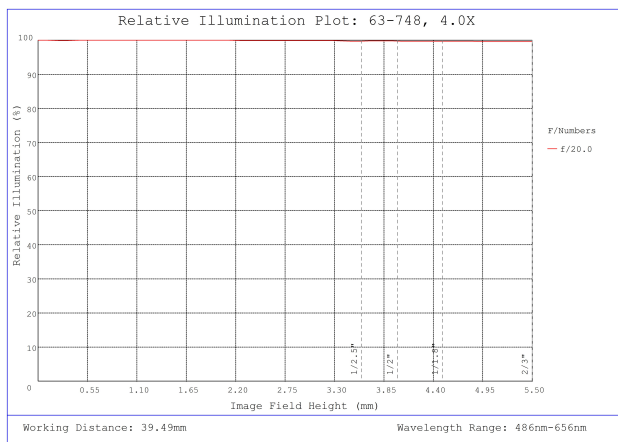
- 2/3", C-Mount Telecentric Lens
- Up to 2.3 MegaPixels, 4.5µm Pixel Size Sensors
- Small Telecentric Lens with Coaxial Illumination Options

TECHSPEC® CompactTL™ Telecentric Lenses are designed for applications with tight space constraints due to their ultra-compact design. These lenses feature a 2/3" sensor format and a variety of different working distance and magnification options. From single unit to high volume implementation, these lenses provide a great price to performance ratio. TECHSPEC® CompactTL™ Telecentric Lenses are perfect for integration into gauging systems due to their excellent telecentricity and low distortion. The fixed iris and lockable focus make these lenses ideal for implementation into factory floors and assembly lines, as they will remain fixed over time.

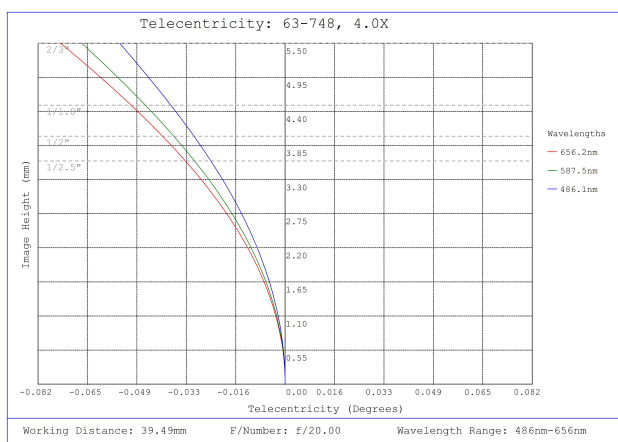
Technical Information



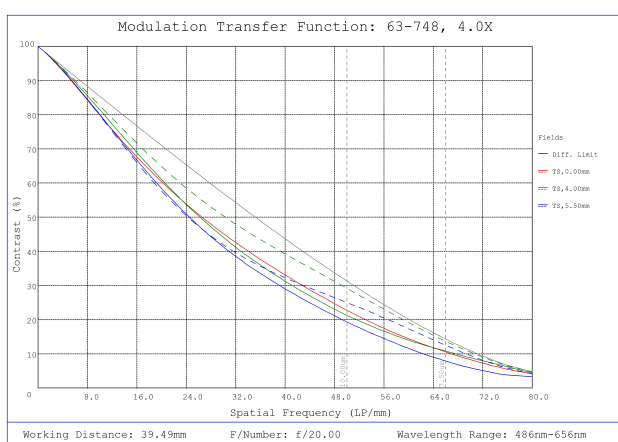
#63-748, 4X, 40mm WD CompactTL™ Telecentric Lens, Distortion Plot



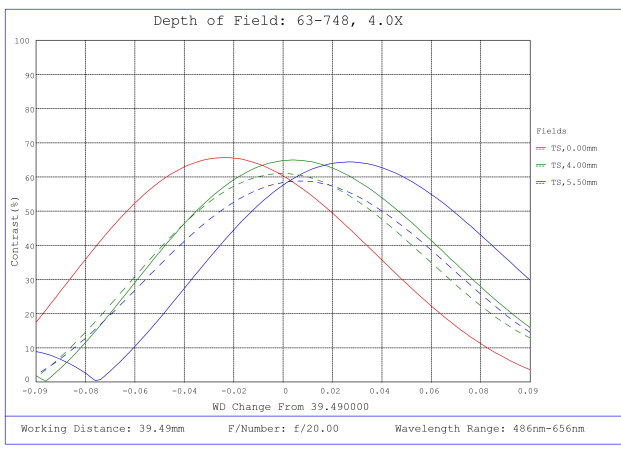
#63-748, 4X, 40mm WD CompactTL™ Telecentric Lens, Relative Illumination Plot



#63-748, 4X, 40mm WD CompactTL™ Telecentric Lens, Telecentricity Plot



#63-748, 4X, 40mm WD CompactTL™ Telecentric Lens, Modulated Transfer Function (MTF) Plot, 39mm Working Distance, f20



#63-748, 4X, 40mm WD CompactTL™ Telecentric Lens, Depth of Field Plot, 39mm Working Distance, f20