

## TECHSPEC® 4X, 65mm WD, In-Line CompactTL™ Telecentric Lens



65mm WD, 4X, In-Line Version (Left) and MS Version (Right)



Stock #67-315 **6 In Stock**

⊖ 1 ⊕ €1.065<sup>00</sup>

**ADD TO CART**

### Volume Pricing

Qty 1+	€1.065,00 each
Need More?	<a href="#">Request Quote</a>

ⓘ Prices shown are exclusive of VAT/local taxes

### Product Downloads

### General

CompactTL™ Series

Product Family:

Edmund Optics®

Manufacturer:

Telecentric Lens

Type:

Compatible Light Guide/Source:  
1/4" (0.312") and 1/8" (0.187")

Type of Illumination:  
In-Line Illumination

## Physical & Mechanical Properties

Fixed Iris Option:

84.40 Length (mm):

84.40 Length excluding Threads (mm):

18.00 Maximum Diameter (mm):

61 Weight (g):

## Optical Properties

2.2mm Horizontal Field of View, 2/3" Sensor:

1.6mm Horizontal Field of View, 1/2" Sensor:

1.2mm Horizontal Field of View, 1/3" Sensor:

11.00 Maximum Image Circle (mm):

0.074 Numerical Aperture NA, Object Side:

±1 Working Distance Tolerance (mm):

6 (4) Number of Elements (Groups):

0.008 Typical Telecentricity @ 588nm (°):

0.0162 Typical Distortion @ 588nm (%):

4X Primary Magnification PMAG:

4.00 Telecentric Lens Magnification:

65 Working Distance (mm):

2.2 x 1.6 FOV @ Max Sensor Format, H x V (mm):

f/27 Aperture (f/#):

M4 MgF<sub>2</sub> Coating:

±0.09mm (20% @ 20 lp/mm) Depth of Field (mm):

4X Magnification:

VIS Lens Wavelength Range:

## Sensor

2/3" Maximum Sensor Format:

4.50 Pixel Size (µm):

## Threading & Mounting

M25.5 x 0.50 (Female) Filter Thread:

#88-212 (Required) Filter Thread Adapter:

M16 x 0.5 (Female) Front Thread:

C-Mount Mount:

## Regulatory Compliance

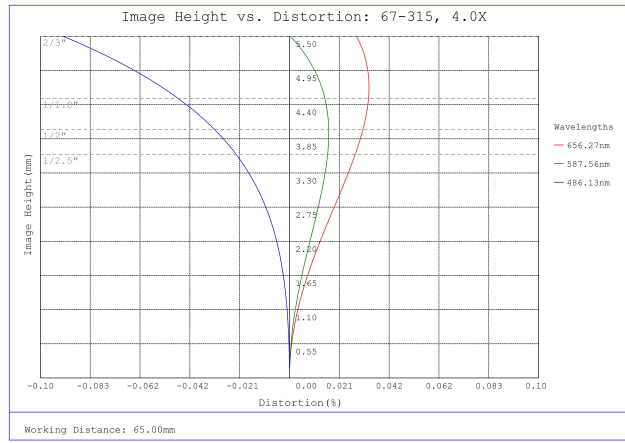
Compliant RoHS 2015:

## Product Details

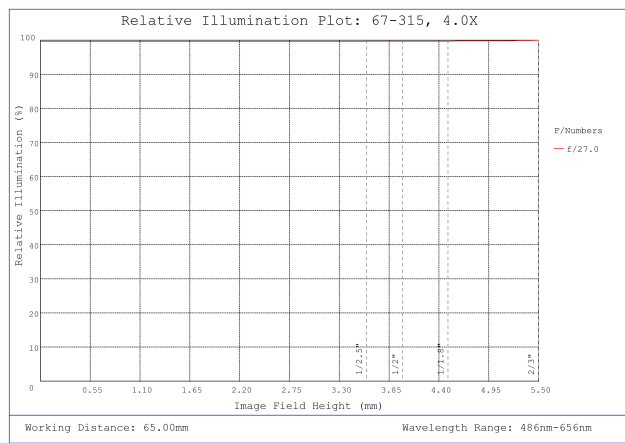
- 2/3", C-Mount Telecentric Lens
- Up to 2.3 MegaPixels, 4.5µm Pixel Size Sensors
- Small Telecentric Lens with Coaxial Illumination Options

TECHSPEC® CompactTL™ Telecentric Lenses are designed for applications with tight space constraints due to their ultra-compact design. These lenses feature a 2/3" sensor format and a variety of different working distance and magnification options. From single unit to high volume implementation, these lenses provide a great price to performance ratio. TECHSPEC® CompactTL™ Telecentric Lenses are perfect for integration into gauging systems due to their excellent telecentricity and low distortion. The fixed iris and lockable focus make these lenses ideal for implementation into factory floors and assembly lines, as they will remain fixed over time.

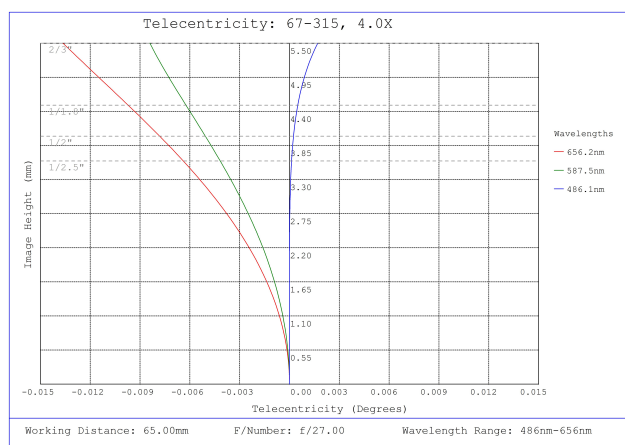
## Technical Information



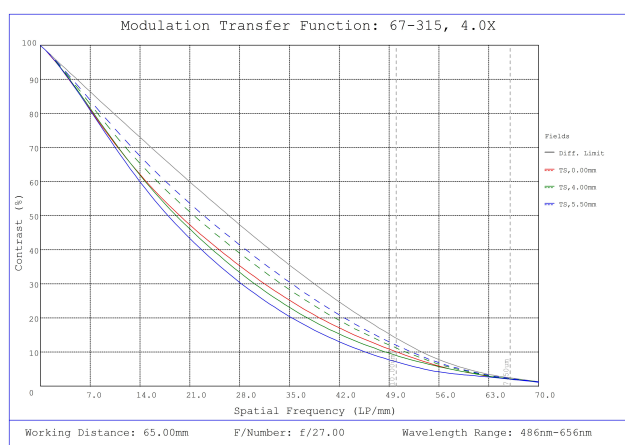
#67-315, 4X, 65mm WD, In-Line CompactTL™ Telecentric Lens, Distortion Plot



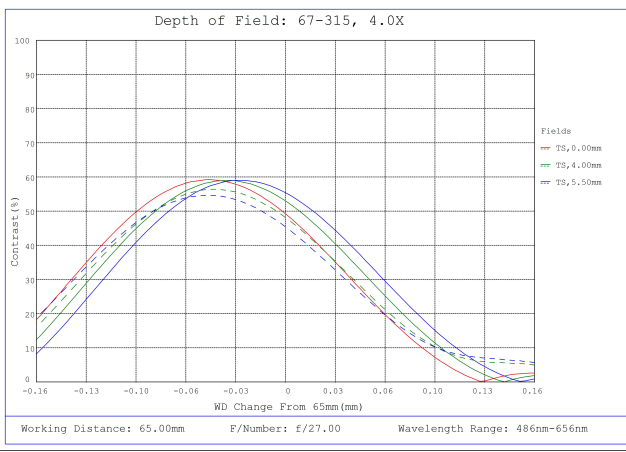
#67-315, 4X, 65mm WD, In-Line CompactTL™ Telecentric Lens, Relative Illumination Plot



#67-315, 4X, 65mm WD, In-Line CompactTL™ Telecentric Lens, Telecentricity Plot



#67-315, 4X, 65mm WD, In-Line CompactTL™ Telecentric Lens, Modulated Transfer Function (MTF) Plot, 65mm Working Distance, f27



#67-315, 4X, 65mm WD, In-Line CompactTL™ Telecentric Lens, Depth of Field Plot, 65mm Working Distance, f27