

[All Products](#) / [Optics](#) / [Optical Lenses](#) / [Standard Plano-Convex \(PCX\) Lenses](#)

[See all 423 Products in Family](#)

TECHSPEC®

6.0mm Dia. x 72mm F

Standard Plano-Convex Lens

Please select your shipping country to view the most accurate inventory information, and to determine the correct Edmund Optics sales office for your order.

Select Your Country/Region: European Union

Submit



Stock #48-724 **4 In Stock** [Other Coating Options](#)

1

€42^{,50}

ADD TO CART



Volume Pricing

Qty 1-9	each	€42,50
Qty 10-24	each	€38,00
Qty 25-49	each	€34,00
Need More?		Request Quote

Prices shown are exclusive of VAT/local taxes

Product Downloads

- STEP:stp
- Curve:pdf
- PDF Drawing:pdf
- ISO 10110 Drawing
- IGES:igs
- Curve (xlsx)
- Zemax:zar
- Zemax:zmx
- eDrawing:eprt
- Code V:seq
- EO Spec Sheet
- [Download All](#)

General

Type: Plano-Convex Lens

Physical & Mechanical Properties

Diameter (mm): 6.00 +0.0/-0.025

Centering (arcmin): <1

Center Thickness CT (mm): 1.60 ±0.05

Edge Thickness ET (mm): 1.48

Clear Aperture CA (mm): 5.4

Bevel: Protective as needed

Optical Properties

Effective Focal Length EFL (mm): 72.00 @ 587.6nm

Back Focal Length BFL (mm): 70.97

Coating: NIR I (600-1050nm)

Coating Specification: $R_{avg} \leq 0.5\%$ @ 600 - 1050nm

Substrate: [N-BK7](#)

Surface Quality: 40-20

Power (P-V) @ 632.8nm: 1.5λ

Irregularity (P-V) @ 632.8nm: λ/4

Focal Length Tolerance (%): ±1

Radius R₁ (mm): 37.22

f/#: 12

Numerical Aperture NA: 0.04

Wavelength Range (nm): 600 - 1050

Damage Threshold, By Design: 7 J/cm² @ 1064nm, 10ns

Regulatory Compliance

RoHS 2015: **Compliant**

Reach 235: **Compliant**

Please select your shipping country to view the most accurate inventory information, and to determine the correct Edmund Optics sales office for your order.

Select Your Country/Region:

Need different specs or modifications?

Edmund Optics offers comprehensive custom manufacturing services for optical and imaging components tailored to your specific application requirements. Whether in the prototyping phase or preparing for full-scale production, we provide flexible solutions to meet your needs. Our experienced engineers are here to assist—from concept to completion.

Our capabilities include:

- Custom dimensions, materials, coatings, and more
- High-precision surface quality and flatness
- Tight tolerances and complex geometries
- Scalable production—from prototype to volume

Learn more about our [custom manufacturing capabilities](#) or submit an inquiry [here](#).

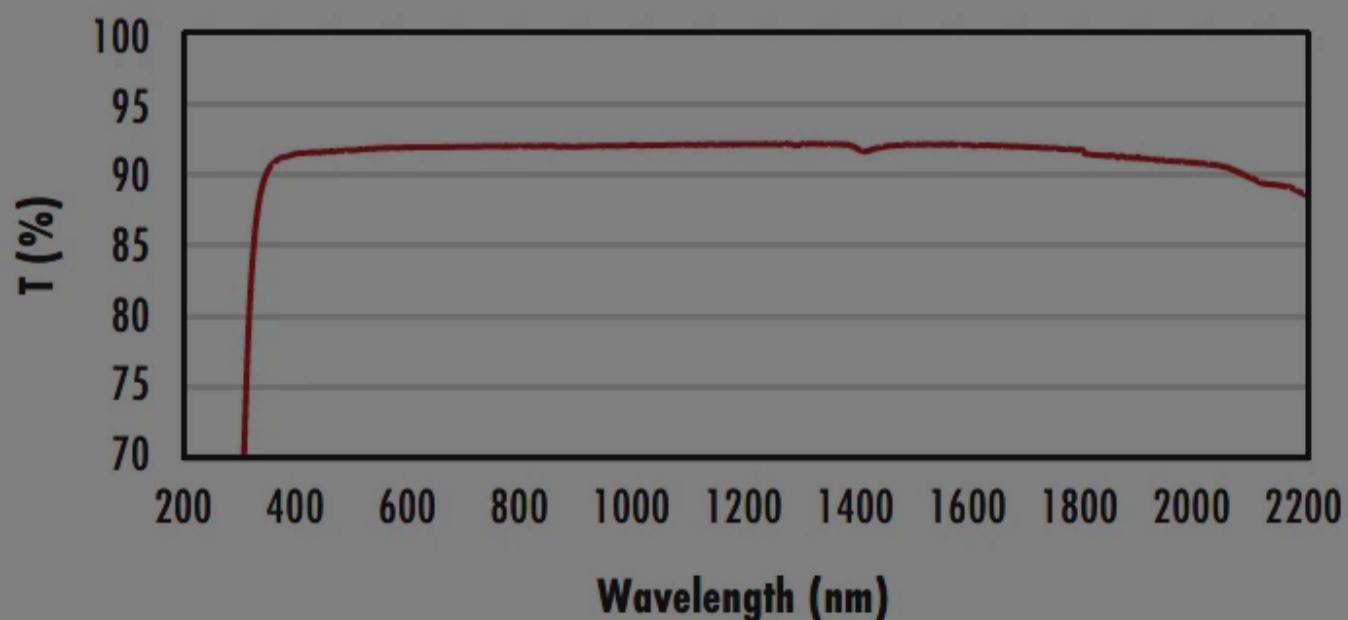
Product Details

- AR Coated to Provide <0.5% Reflectance per Surface for 600 - 1050nm
- Designed for 0° Angle of Incidence
- Various PCX Coating Options: **Uncoated**, **MgF₂**, **VIS 0°**, **VIS-NIR**, **NIR II**, **VIS-EXT**, and **YAG-BBAR**

TECHSPEC® NIR I Coated Plano-Convex (PCX) Lenses have a positive focal length, making them ideal for collecting and focusing light in imaging applications. They are also useful in a variety of applications involving emitters, detectors, lasers, and fiber optics. TECHSPEC® NIR I Coated Plano-Convex (PCX) Lenses are available in a wide variety of diameters and focal lengths. Identical designs of these PCX lenses are also offered **uncoated** or with broadband anti-reflective (BBAR) coatings, which include **MgF₂**, **VIS 0°**, **VIS-NIR**, **NIR II**, **VIS-EXT**, and **YAG-BBAR**.

Technical Information

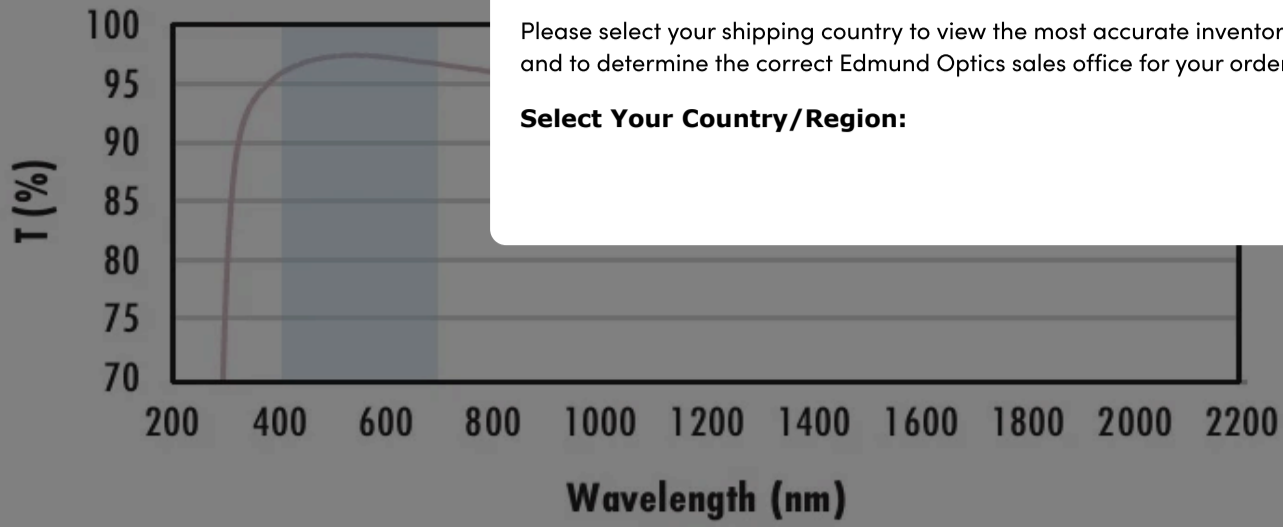
Uncoated N-BK7 Typical Transmission



Typical transmission of a 3mm thick, uncoated N-BK7 window across the UV - NIR spectra.

[Click Here to Download Data](#)

N-BK7 with MgF₂ Coating Typical Transmission



Please select your shipping country to view the most accurate inventory information, and to determine the correct Edmund Optics sales office for your order.

Select Your Country/Region:

Typical transmission of a 3mm thick N-BK7 window with MgF₂ (400-700nm) coating at 0° AOI.

The blue shaded region indicates the coating design wavelength range, with the following specification:

$$R_{avg} \leq 1.75\% \text{ @ } 400 - 700\text{nm (N-BK7)}$$

Data outside this range is not guaranteed and is for reference only.

[Click Here to Download Data](#)

N-BK7 with VIS-EXT Coating Typical Transmission



Typical transmission of a 3mm thick N-BK7 window with VIS-EXT (350-700nm) coating at 0° AOI.

The blue shaded region indicates the coating design wavelength range, with the following specification:

$$R_{avg} \leq 0.5\% \text{ @ } 350 - 700\text{nm}$$

Data outside this range is not guaranteed and is for reference only.

[Click Here to Download Data](#)

N-BK7 with VIS-NIR Coating Typical Transmission



Typical transmission of a 3mm thick N-BK7 window with VIS-NIR (400-1000nm) coating at 0° AOI.

The blue shaded region indicates the coating design wavelength range, with the following specification:

$$\begin{aligned} R_{abs} &\leq 0.25\% \text{ @ } 880\text{nm} \\ R_{avg} &\leq 1.25\% \text{ @ } 400 - 870\text{nm} \\ R_{avg} &\leq 1.25\% \text{ @ } 890 - 1000\text{nm} \end{aligned}$$

Data outside this range is not guaranteed and is for reference only.

[Click Here to Download Data](#)

N-BK7 with VIS 0° Coating Typical Transmission



Typical transmission of a 3mm thick N-BK7 window with VIS 0° (425-675nm) coating at 0° AOI.

The blue shaded region indicates the coating design wavelength range, with the following specification:

$$R_{avg} \leq 0.4\% \text{ @ } 425 - 675\text{nm}$$

Data outside this range is not guaranteed and is for reference only.

[Click Here to Download Data](#)

N-BK7 with YAG-BBAR Coating Typical Transmission



Typical transmission of a 3mm thick N-BK7 window with YAG-BBAR (500-1100nm) coating at 0° AOI.

The blue shaded region indicates the coating design wavelength range, with the following specification:

$$R_{abs} \leq 0.25\% \text{ @ } 532\text{nm}$$

$$R_{abs} \leq 0.25\% \text{ @ } 1064\text{nm}$$

$$R_{avg} \leq 1.0\% \text{ @ } 500 - 1100\text{nm}$$

Data outside this range is not guaranteed and is for reference only.

[Click Here to Download Data](#)

N-BK7 with NIR I Coating Typical Transmission



Typical transmission of a 3mm thick N-BK7 window with NIR I (600 - 1050nm) coating at 0° AOI.

The blue shaded region indicates the coating design wavelength range, with the following specification:

$$R_{avg} \leq 0.5\% \text{ @ } 600 - 1050\text{nm}$$

Data outside this range is not guaranteed and is for reference only.

[Click Here to Download Data](#)

N-BK7 with NIR II Coating Typical Transmission



Please select your shipping country to view the most accurate inventory information, and to determine the correct Edmund Optics sales office for your order.

Select Your Country/Region:

Typical transmission of a 3mm thick N-BK7 window with NIR II (750 - 1550nm) coating at 0° AOI.

The blue shaded region indicates the coating design wavelength range, with the following specification:

- $R_{abs} \leq 1.5\%$ @ 750 - 800nm
- $R_{abs} \leq 1.0\%$ @ 800 - 1550nm
- $R_{avg} \leq 0.7\%$ @ 750 - 1550nm

Data outside this range is not guaranteed and is for reference only.

[Click Here to Download Data](#)

Related Products



#13-800 - Small Lens Clamp for 4-8mm Dia. Optics
€172,00


Qty

Frequently Purchased Together



#32-850 - 6.0mm Dia. x 72.0mm FL
Uncoated, Plano-Convex Lens
€29,50

Qty



#32-940 - 5mm Dia Enhanced
Aluminum, 4-6λ Mirror
€28,50

Qty



#32-986 - 6mm Dia. x -6mm FL,
Uncoated, Double-Concave Lens
€30,75

Qty



#34-407 - 10mm NIR I, N-BK7 Right
Angle Prism (Hypotenuse Coated)
€119,00

Qty

Compatible Mounts

	Title	Type	Compare	Stock Number	Price	Buy
	6.0mm Optic Dia., Optic Mount	Fixed		#64-552	€32,75 Request Quote	2 In Stock 1

Please select your shipping country to view the most accurate inventory information, and to determine the correct Edmund Optics sales office for your order.

Select Your Country/Region:

Media Type

- Application Note
- Glossary
- Technical Tool
- Video
- FAQ
- Trending in Optics

APPLICATION NOTE

**Anti-Reflection
(AR) Coatings**

APPLICATION NOTE

**An
Introduction to
Optical
Coatings**

APPLICATION NOTE

**Understanding
Optical
Specifications**

APPLICATION NOTE

**Lens Geometry
Performance
Comparison**

GLOSSARY

**NIR (Near
Infrared)**

GLOSSARY

**VIS/NIR
Coating**

[View More](#)