

[See all 22 Products in Family](#)

75mm Horizontal Mount Low Angle Ring Light Red

See More by [CCS](#)



CCS Low-Angle LED Ring Lights

Stock **#21-795** **2 In Stock**

⊖ 1 ⊕ €1.200⁰⁰

ADD TO CART

Volume Pricing	
Qty 1+	€1.200,00 each
Need More?	Request Quote

ⓘ Prices shown are exclusive of VAT/local taxes

Note: This item requires accessories for use | [Learn More](#)

Product Downloads

General

LDR-75RD2-LA1 **Model Number:**

LED Illuminator **Type of Illumination:**

CCS **Manufacturer:**

Low-Angle Ring Light

Geometry:

Constant

Illumination Mode:

Physical & Mechanical Properties

OD: 75 , ID: 46 , Height 10

Dimensions (mm):

55

Weight (g):

Optical Properties

Red

Color:

630

Wavelength (nm):

Electrical

3.8

Power Consumption (W):

Hardware & Interface Connectivity

24

Input Voltage (V):

Power Supply:
Power Supply Required and Sold Separately.
USA: [#73-491](#)
Europe: [#73-491](#)
Japan: [#89-513](#)
Korea: [#33-773](#)
China: [#73-491](#)

Regulatory Compliance

[Exempt](#)

RoHS 2015:

[Contains SVHC\(s\)](#)

Reach 224:

[View](#)

Certificate of Conformance:

Product Details

- Low 30° LED Mounting Angle
- Designed for Constant Output Power for Prolonged Use
- Ideal for Darkfield Illumination

CCS Low-Angle LED Ring Lights feature a low 30° LED mounting angle for darkfield illumination applications. By mounting a flexible circuit board at a steep slope, these ring lights are able to effectively concentrate light at small working distances. These low-angle LED ring lights are designed to maintain constant output power over prolonged periods. CCS Low-Angle LED Ring Lights enable images that clearly emphasize characteristic features of an object and are ideal for inspection of engraving, damage, or stains on metal surfaces, edge detection, inspection for contaminants, and other manufacturing and industrial applications.

3D-Printable Mount Files



Ring Light Configuration

DOWNLOAD NOW

Designed for use with the [Articulating Arm Mounting Systems](#), these 3D-printed mounts allow easy positioning of lights in brightfield or darkfield setups. The design is based on mounting illumination to 1/4-20" breadboards or into 80/20 extrusion systems, but can be adapted based on user needs. Mounts are available for ring, bar, line, and inline spot lights.



Application Note

Illumination Mounts for Machine Vision Applications
[Read](#)




Video

Assembly of 3D Printed Mounts for Common Illumination Geometries
[Watch](#)

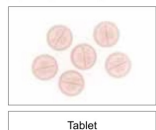
Technical Information

Imaging example : Text on tablets, exterior imaging



Description	Text, visual inspection
Workpiece	Tablet
Conventional lighting	Interior lamp
New lighting	LDR2-170RD2-LA
Result	Emphasizes text and edge of the exterior

Workpiece image



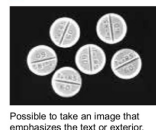
Tablet

Interior lamp



It is difficult to take an image that emphasizes the text or exterior.

LDR2-170RD2-LA



Possible to take an image that emphasizes the text or exterior.

➤ Imaging example : Imaging of engraved text on a metal block (stain finishing)



Description	Character recognition
Workpiece	Metal block
Conventional lighting	LED Dome Light
New lighting	LDR2-132RD2-LA
Result	Extracts only the engraved text

Workpiece image



Metal block (stain finishing)

LED Dome Light



The whole thing is illuminated, making it difficult to emphasize only the characters.

LDR2-132RD2-LA



Reduces effects from the stain finishing, making it possible to emphasize the characters.