

Advanced Digital Controller, 24V, 3 Channels

See More by [CCS](#)



Stock #19-970 [CONTACT US](#)

- 1 + €1.045⁰⁰

ADD TO CART

Volume Pricing

Qty 1+	€1.045,00 each
Need More?	Request Quote

! Prices shown are exclusive of VAT/local taxes

Product Downloads

General

Model Number:
PD3-3024-3-EI(A)

Number of Channels:
3

Note:
Includes 2m, 3-prong AC power cord

Manufacturer:
CCS

Physical & Mechanical Properties

Dimensions (mm):

124 x 84 x 82.6

Electrical

Power Consumption (W):

28

Hardware & Interface Connectivity

Input Voltage (V):

24

Regulatory Compliance

Certificate of Conformance:

[View](#)

Product Details

CCS Flat Dome Lights can be powered and controlled using one of the PD2 or PD3 Series Digital Controllers. Both series of controllers have a selectable LED input voltage and LED power consumption, allowing them to be configured for use with a variety of lights. The PD2 Digital Controllers offer a simple plug-and-play solution with coarse and fine intensity control knobs, and a Dsub terminal for external control. The PD3 Digital Controller provides the same basic control as the PD2 Series but features a digital display, intensity control using Ethernet, TCP/IP and UDP/IP Ethernet communications for external control, and external trigger inputs to strobe lights.

Note: The total power consumption of the connected lights must be 28 W or less.

- Thin, Compact, and Lightweight Housing
- Available in Multiple LED Colors
- Wide Range of Sizes Including Square and Rectangular Shapes

CCS Flat Dome Lights are ideal for achieving illumination similar to Coaxial or Dome Lights in a lighter, more compact unit. While standard dome lights are good for creating a diffuse lighting environment that minimizes specular reflection, their mechanical size and imaging aperture through a small hole on top limit their use in compact applications. These flat dome lights provide the same diffuse illumination environments as a standard dome light but in a 10mm thick, flat housing with a large imaging area, greatly increasing the options for working distance, depth of focus, and field of view. CCS Flat Dome Lights can also be used at long working distances to recreate the illumination environment of a coaxial light, which is used to reduce shadowing and has minimal glare. This flexibility makes these flat dome lights suitable for a wide range of industrial and imaging applications, particularly when imaging textured, shiny, or uneven surfaces.



Technical Information

Imaging Examples

Introducing various examples using unique characteristics of the Flat Dome Lights

Electronic Components Industry

Imaging Characters on a Textured Metal Surface




The surface texture makes it difficult to read the characters clearly.



Effects from the surface texture are suppressed so that the characters stand out clearly.

Electronic Components Industry

Imaging Characters on Button Batteries



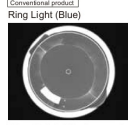
The textured surface makes it impossible to read the printed characters.



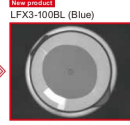
Effects from the textured surface are suppressed so that the characters stand out clearly.

Packaging Industry

Imaging Shrink Film of Containers



The shrink film is poorly imaged.



The shrink film is clearly imaged.